



LAIRD

MANUFACTURING

"We are the Exception not the Compromise."

LAIRD FILLER
Alley Cat Freestall Filler

[TABLE OF CONTENTS]

TRAILER MOUNTED

AC-1405P ALLEY CAT FREESTALL FILLER [TRAILER-MOUNT]	3
<i>DIAGRAM</i>	3
<i>STANDARD EQUIPMENT DETAILS</i>	4
AC-1605P ALLEY CAT FREESTALL FILLER [TRAILER-MOUNT]	5
<i>DIAGRAM</i>	5
<i>STANDARD EQUIPMENT DETAILS</i>	6
AC-1805P ALLEY CAT FREESTALL FILLER [TANDEM AXLE, TRAILER-MOUNT]	7
<i>DIAGRAM</i>	7
<i>STANDARD EQUIPMENT DETAILS</i>	8
AC-1806P ALLEY CAT FREESTALL FILLER [TANDEM AXLE, TRAILER-MOUNT]	9
<i>DIAGRAM</i>	9
<i>STANDARD EQUIPMENT DETAILS</i>	10

TRUCK MOUNTED

AC-1405TM ALLEY CAT FREESTALL FILLER [TRUCK-MOUNT]	11
<i>DIAGRAM</i>	11
<i>STANDARD EQUIPMENT DETAILS</i>	12
AC-1605TM ALLEY CAT FREESTALL FILLER [TRUCK-MOUNT]	13
<i>DIAGRAM</i>	13
<i>STANDARD EQUIPMENT DETAILS</i>	14
AC-1805TM ALLEY CAT FREESTALL FILLER [TRUCK-MOUNT]	15
<i>DIAGRAM</i>	15
<i>STANDARD EQUIPMENT DETAILS</i>	16
AC-2005TM ALLEY CAT FREESTALL FILLER [TRUCK-MOUNT]	17
<i>DIAGRAM</i>	17
<i>STANDARD EQUIPMENT DETAILS</i>	18



"We are the Exception not the Compromise."

LAIRD FREESTALL FILLER Alley Cat Freestall Filler Series

[TABLE OF CONTENTS: CONT]

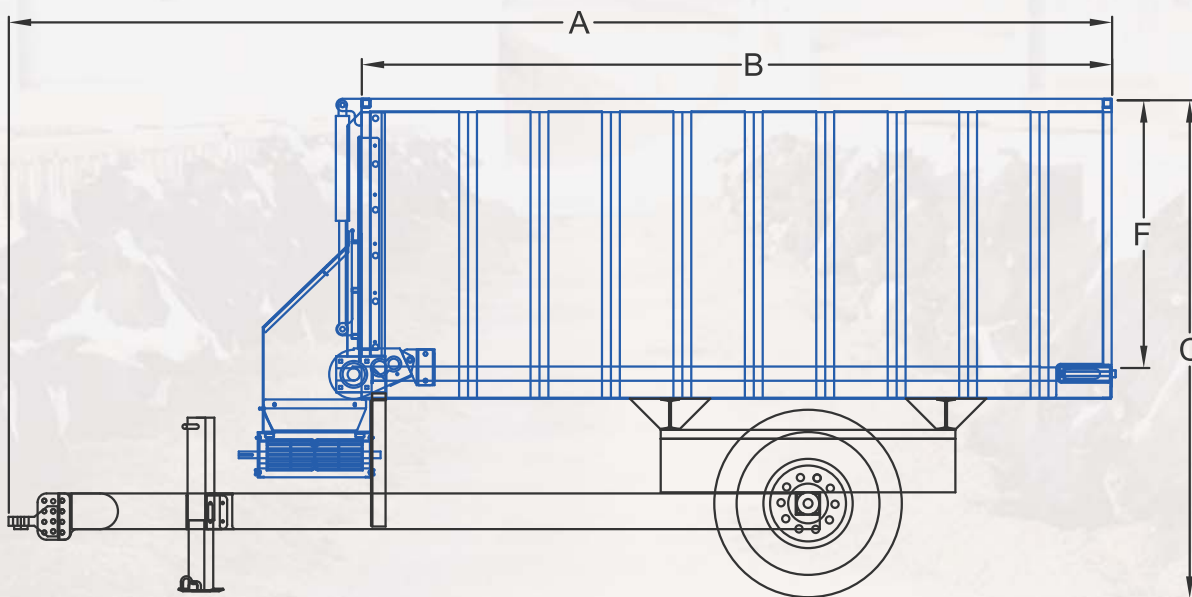
AC-2205TM ALLEY CAT FREESTALL FILLER [TRUCK-MOUNT]	19
<i>DIAGRAM</i>	19
<i>STANDARD EQUIPMENT DETAILS</i>	20
AC-2405TM ALLEY CAT FREESTALL FILLER [TRUCK-MOUNT]	21
<i>DIAGRAM</i>	21
<i>STANDARD EQUIPMENT DETAILS</i>	22
OPTIONS	23
SPECIFICATION SHEET	24



AC-1405P ALLEY CAT FREESTALL FILLER

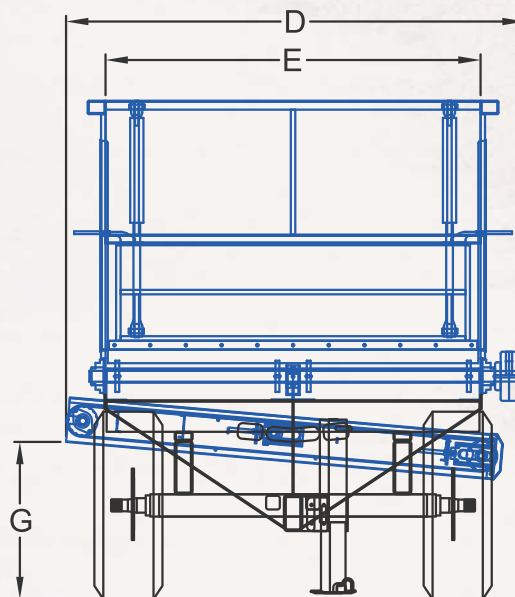
[TRAILER-MOUNT]

[DIAGRAM]



UNIT SPECIFICATIONS

	NUMBER OF AXLES	1
	VOLUME (CU. YD.)	18
A	OVERALL LENGTH	247"
B	CHAMBER LENGTH	168"
C	OVERALL HEIGHT	111½"
D	OVERALL WIDTH	102¾"
E	CHAMBER WIDTH	84"
F	CHAMBER DEPTH	60"
G	DISCHARGE CLEARANCE	35½"



* Single Axle with (2) 385/65R X 22.5 Super Single Tires Without Suspension

AC-1405P ALLEY CAT FREESTALL FILLER

[TRAILER-MOUNT]

[STANDARD EQUIPMENT]

1. 21" Wide Belt Discharge
2. 7FT Wide Inside
3. 5FT Walls (6FT walls on model AC-1406)
4. Discharge Belt Driven by Tractor PTO
5. Hydraulic Gear Box Driven Floor Chain Powered by Tractor
6. Manual Flow Control for Floor
7. Dual Apron WR78 Big Barrel Floor Chain with Double Center Adjustors
8. Hydraulically Driven Door
9. Single Axle with (2) 385/65R X 22.5 Super Single Tires Without Suspension
10. Paint - White with Blue Trim

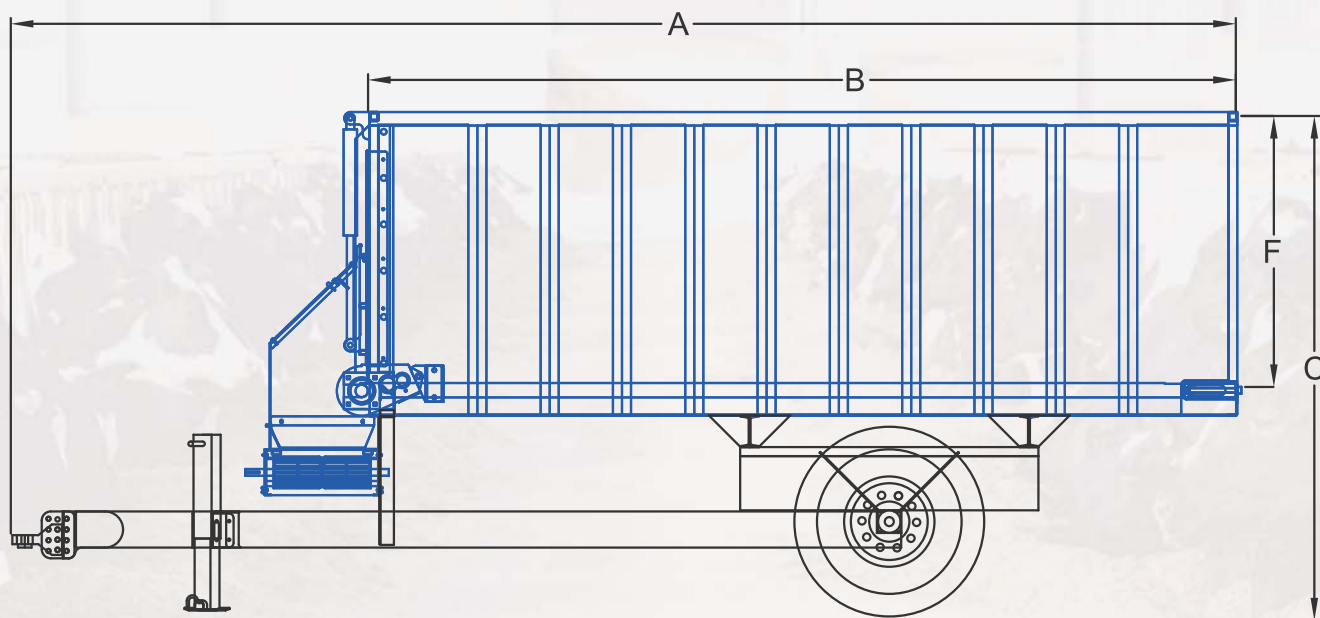


AC-1405P

AC-1605P ALLEY CAT FREESTALL FILLER

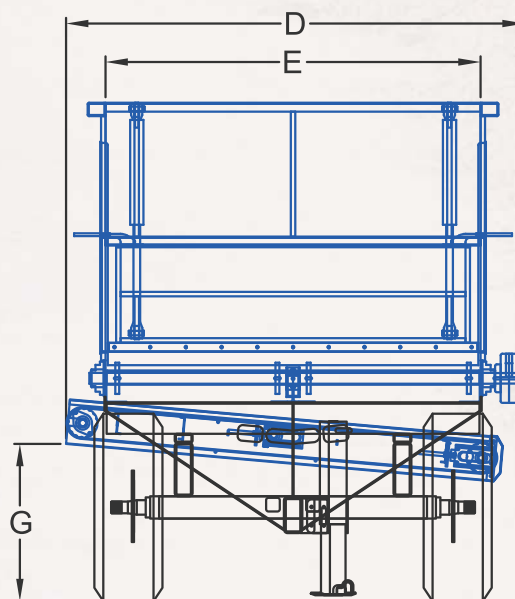
[TRAILER-MOUNT]

[DIAGRAM]



UNIT SPECIFICATIONS

	NUMBER OF AXLES	1
	VOLUME (CU. YD.)	21
A	OVERALL LENGTH	271"
B	CHAMBER LENGTH	192"
C	OVERALL HEIGHT	111½"
D	OVERALL WIDTH	102¾"
E	CHAMBER WIDTH	84"
F	CHAMBER DEPTH	60"
G	DISCHARGE CLEARANCE	35½"



* Single Axle with (2) 385/65R X 22.5 Super Single Tires Without Suspension

AC-1605P ALLEY CAT FREESTALL FILLER

[TRAILER-MOUNT]

[STANDARD EQUIPMENT]

1. 21" Wide Belt Discharge
2. 7FT Wide Inside
3. 5FT Walls (6FT walls on model AC-1606)
4. Discharge Belt Driven by Tractor PTO
5. Hydraulic Gear Box Driven Floor Chain Powered by Tractor
6. Manual Flow Control for Floor
7. Dual Apron WR78 Big Barrel Floor Chain with Double Center Adjustors
8. Hydraulically Driven Door
9. Single Axle with (2) 385/65R X 22.5 Super Single Tires Without Suspension
10. Paint - White with Blue Trim

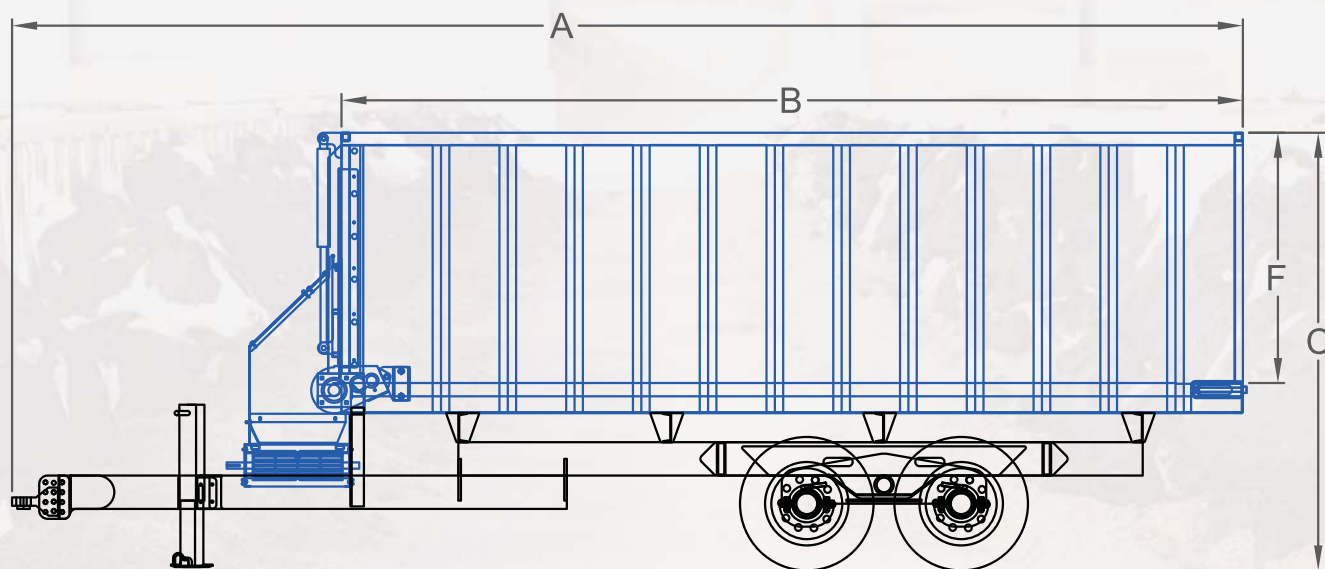


AC-1605P

AC-1805P ALLEY CAT FREESTALL FILLER

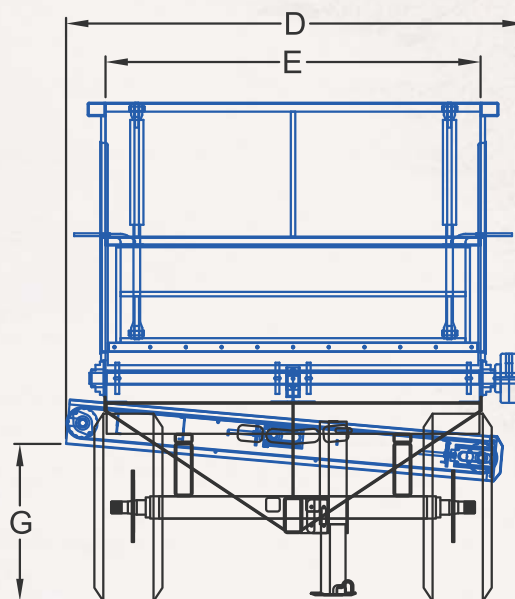
[TRAILER-MOUNT]

[DIAGRAM]



UNIT SPECIFICATIONS

	NUMBER OF AXLES	2
	VOLUME (CU. YD.)	24
A	OVERALL LENGTH	295"
B	CHAMBER LENGTH	216"
C	OVERALL HEIGHT	105"
D	OVERALL WIDTH	102¾"
E	CHAMBER WIDTH	84"
F	CHAMBER DEPTH	60"
G	DISCHARGE CLEARANCE	28½"



* Tandem Axle with 8 X 17.5 Low Profile Tires & Single Point Suspension

AC-1805P ALLEY CAT FREESTALL FILLER

[TRAILER-MOUNT]

[STANDARD EQUIPMENT]

1. 21" Wide Belt Discharge
2. 7FT Wide Inside
3. 5FT Walls (6FT walls on model AC-1806)
4. Discharge Belt Driven by Tractor PTO
5. Hydraulic Gear Box Driven Floor Chain Powered by Tractor
6. Manual Flow Control for Floor
7. Dual Apron WR78 Big Barrel Floor Chain with Double Center Adjustors
8. Hydraulically Driven Door
9. Tandem Axle with 8 X 17.5 Low Profile Tires & Single Point Suspension
10. Paint - White with Blue Trim

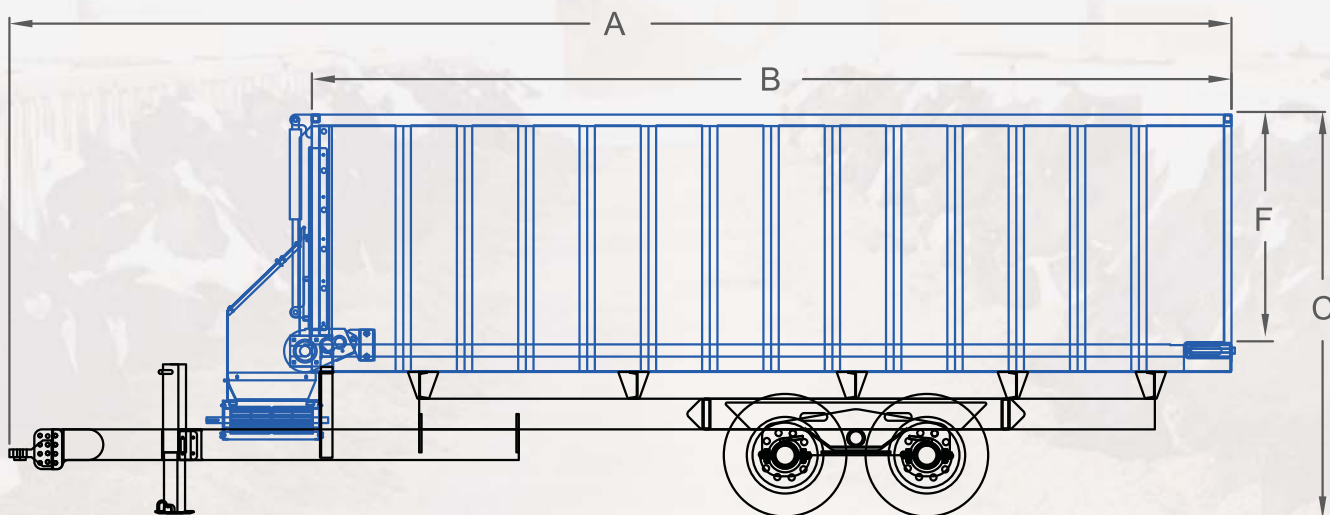


AC-1805P

AC-1806P ALLEY CAT FREESTALL FILLER

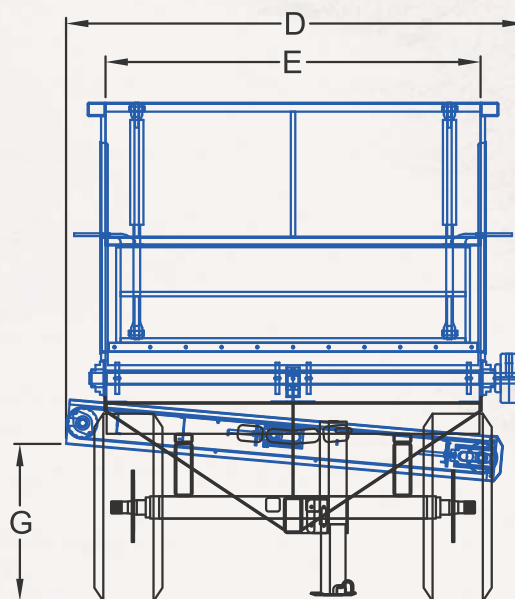
[TRAILER-MOUNT]

[DIAGRAM]



UNIT SPECIFICATIONS

	NUMBER OF AXLES	2
	VOLUME (CU. YD.)	27
A	OVERALL LENGTH	319"
B	CHAMBER LENGTH	240"
C	OVERALL HEIGHT	105"
D	OVERALL WIDTH	102¾"
E	CHAMBER WIDTH	84"
F	CHAMBER DEPTH	60"
G	DISCHARGE CLEARANCE	28½"



* Tandem Axle with 8 X 17.5 Low Profile Tires & Single Point Suspension

AC-1806P ALLEY CAT FREESTALL FILLER

[TRAILER-MOUNT]

[STANDARD EQUIPMENT]

1. 21" Wide Belt Discharge
2. 7FT Wide Inside
3. 6FT Walls
4. Discharge Belt Driven by Tractor PTO
5. Hydraulic Gear Box Driven Floor Chain Powered by Tractor
6. Manual Flow Control for Floor
7. Dual Apron WR78 Big Barrel Floor Chain with Double Center Adjustors
8. Hydraulically Driven Door
9. Tandem Axle with 8 X 17.5 Low Profile Tires & Single Point Suspension
10. Paint - White with Blue Trim

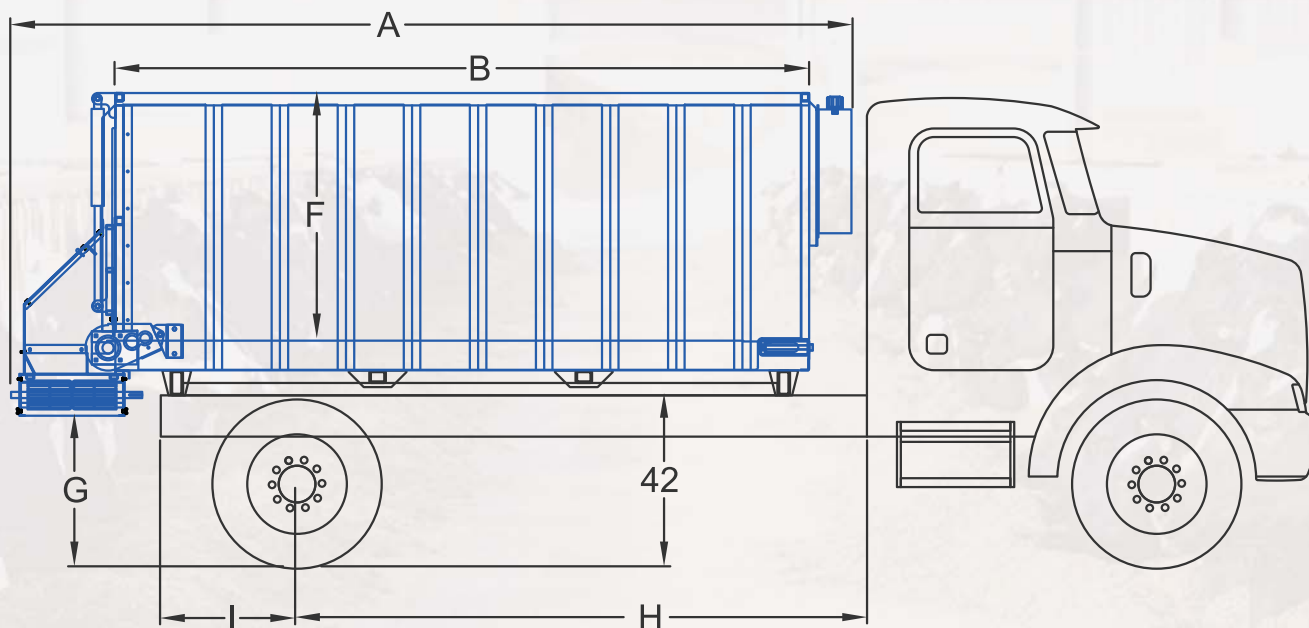


AC-1806P

AC-1405™ ALLEY CAT FREESTALL FILLER

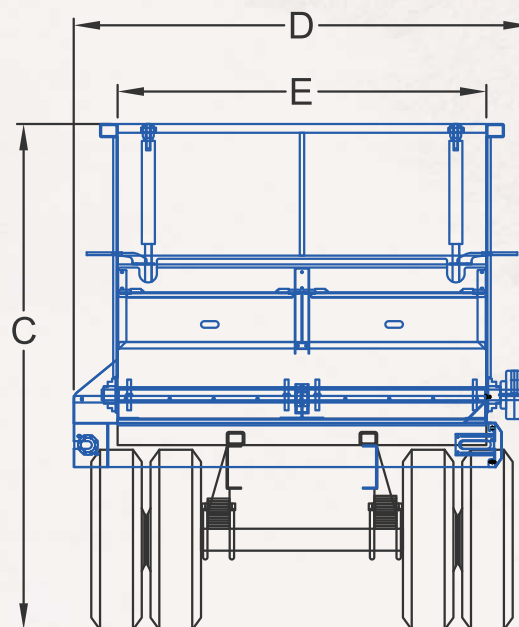
[TRUCK-MOUNT]

[DIAGRAM]



UNIT SPECIFICATIONS		
	NUMBER OF AXLES	1
	VOLUME (CU. YD.)	18
A	OVERALL LENGTH	207"
B	CHAMBER LENGTH	168"
C	OVERALL HEIGHT	115"
D	OVERALL WIDTH	104"
E	CHAMBER WIDTH	84"
F	CHAMBER DEPTH	60"
G	DISCHARGE CLEARANCE	37"
H	CAB TO TRUNNION	138±3"
I	TRUCK FRAME OVERHANG	33±1"

* All Height Based on 42" Truck Frame.



AC-1405™

AC-1405™ ALLEY CAT FREESTALL FILLER

[TRUCK-MOUNT]

[STANDARD EQUIPMENT]

1. 21" Wide Belt Discharge
2. 7FT Wide Inside
3. 5FT Walls (6FT walls on model AC-1406)
4. Discharge on Right Hand Side
5. Hydraulic Driven Discharge
6. Hydraulic Gear Box Driven Floor Chain
7. Electric Flow Control for Floor
8. Single Apron WR78 Big Barrel Floor Chain
9. Hydraulically Driven Door
10. Paint - White with Blue Trim

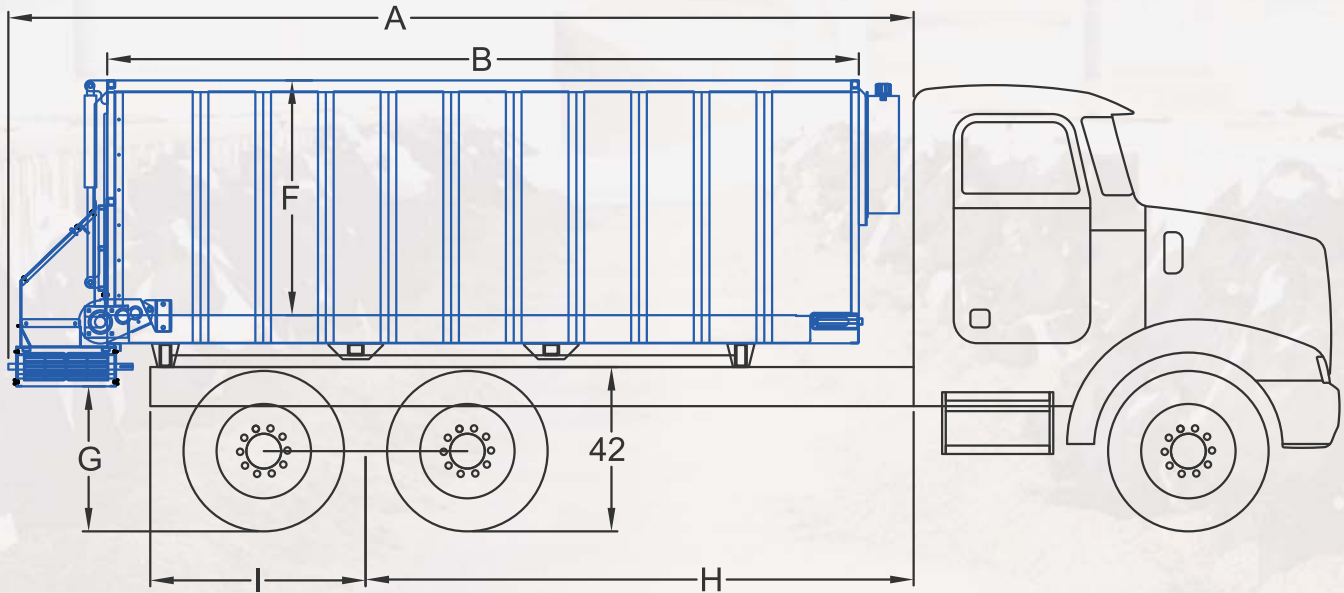


AC-1405™

AC-1605™ ALLEY CAT FREESTALL FILLER

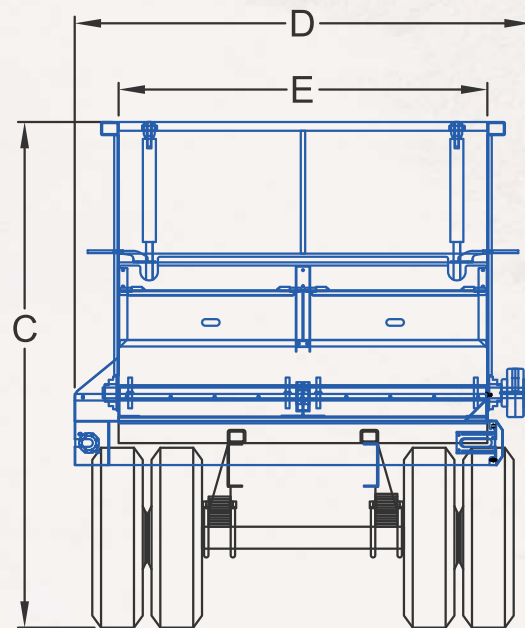
[TRUCK-MOUNT]

[DIAGRAM]



UNIT SPECIFICATIONS		
	NUMBER OF AXLES	2
	VOLUME (CU. YD.)	21
A	OVERALL LENGTH	231"
B	CHAMBER LENGTH	192"
C	OVERALL HEIGHT	115"
D	OVERALL WIDTH	104"
E	CHAMBER WIDTH	84"
F	CHAMBER DEPTH	60"
G	DISCHARGE CLEARANCE	37"
H	CAB TO TRUNNION	140±3"
I	TRUCK FRAME OVERHANG	55±1"

* All Height Based on 42" Truck Frame.



AC-1605™

AC-1605™ ALLEY CAT FREESTALL FILLER

[TRUCK-MOUNT]

[STANDARD EQUIPMENT]

1. 21" Wide Belt Discharge
2. 7FT Wide Inside
3. 5FT Walls (6FT walls on model AC-1606)
4. Discharge on Right Hand Side
5. Hydraulic Driven Discharge
6. Hydraulic Gear Box Driven Floor Chain
7. Electric Flow Control for Floor
8. Single Apron WR78 Big Barrel Floor Chain
9. Hydraulically Driven Door
10. Paint - White with Blue Trim

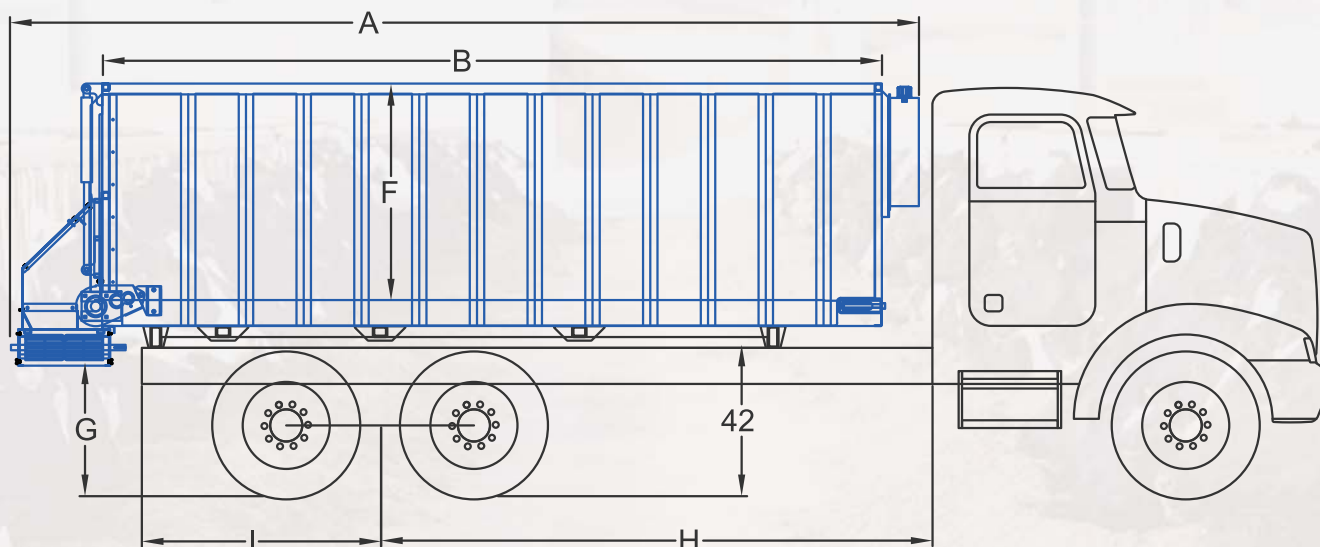


AC-1605™

AC-1805™ ALLEY CAT FREESTALL FILLER

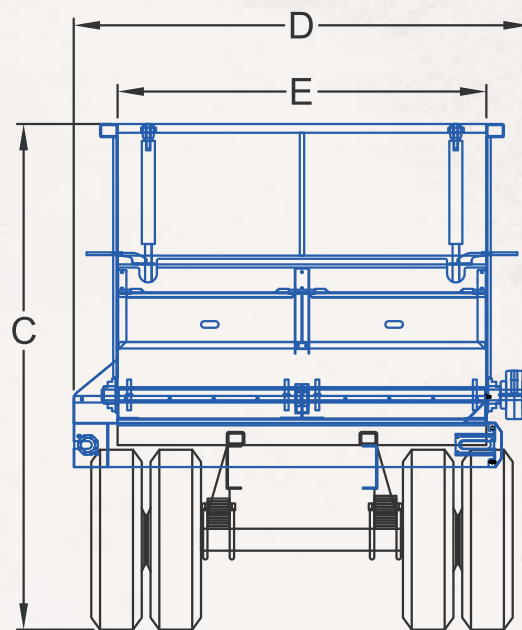
[TRUCK-MOUNT]

[DIAGRAM]



UNIT SPECIFICATIONS		
	NUMBER OF AXLES	2
	VOLUME (CU. YD.)	24
A	OVERALL LENGTH	255"
B	CHAMBER LENGTH	216"
C	OVERALL HEIGHT	115"
D	OVERALL WIDTH	104"
E	CHAMBER WIDTH	84"
F	CHAMBER DEPTH	60"
G	DISCHARGE CLEARANCE	37"
H	CAB TO TRUNNION	153±3"
I	TRUCK FRAME OVERHANG	66±1"

* All Height Based on 42" Truck Frame.



AC-1805™

AC-1805™ ALLEY CAT FREESTALL FILLER

[TRUCK-MOUNT]

[STANDARD EQUIPMENT]

1. 21" Wide Belt Discharge
2. 7FT Wide Inside
3. 5FT Walls (6FT walls on model AC-1806)
4. Discharge on Right Hand Side
5. Hydraulic Driven Discharge
6. Hydraulic Gear Box Driven Floor Chain
7. Electric Flow Control for Floor
8. Single Apron WR78 Big Barrel Floor Chain
9. Hydraulically Driven Door
10. Paint - White with Blue Trim

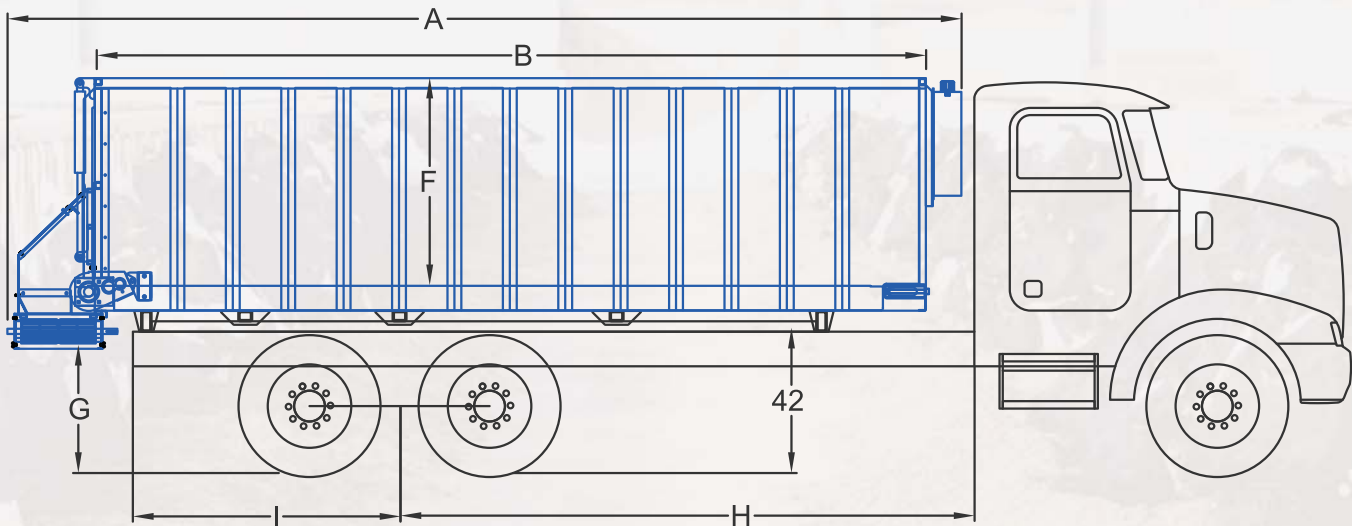


AC-1805™

AC-2005™ ALLEY CAT FREESTALL FILLER

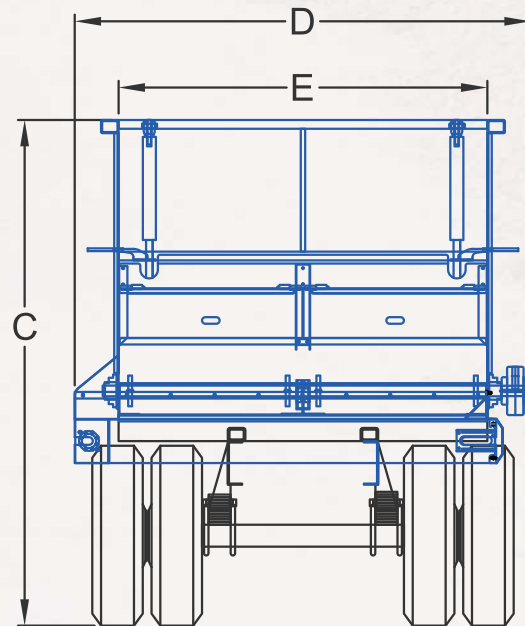
[TRUCK-MOUNT]

[DIAGRAM]



UNIT SPECIFICATIONS		
	NUMBER OF AXLES	2
	VOLUME (CU. YD.)	27
A	OVERALL LENGTH	279"
B	CHAMBER LENGTH	240"
C	OVERALL HEIGHT	115"
D	OVERALL WIDTH	104"
E	CHAMBER WIDTH	84"
F	CHAMBER DEPTH	60"
G	DISCHARGE CLEARANCE	37"
H	CAB TO TRUNNION	166±3"
I	TRUCK FRAME OVERHANG	77±1"

* All Height Based on 42" Truck Frame.



AC-2005™

AC-2005™ ALLEY CAT FREESTALL FILLER

[TRUCK-MOUNT]

[STANDARD EQUIPMENT]

1. 21" Wide Belt Discharge
2. 7FT Wide Inside
3. 5FT Walls (6FT walls on model AC-2006)
4. Discharge on Right Hand Side
5. Hydraulic Driven Discharge
6. Hydraulic Gear Box Driven Floor Chain
7. Electric Flow Control for Floor
8. Single Apron WR78 Big Barrel Floor Chain
9. Hydraulically Driven Door
10. Paint - White with Blue Trim

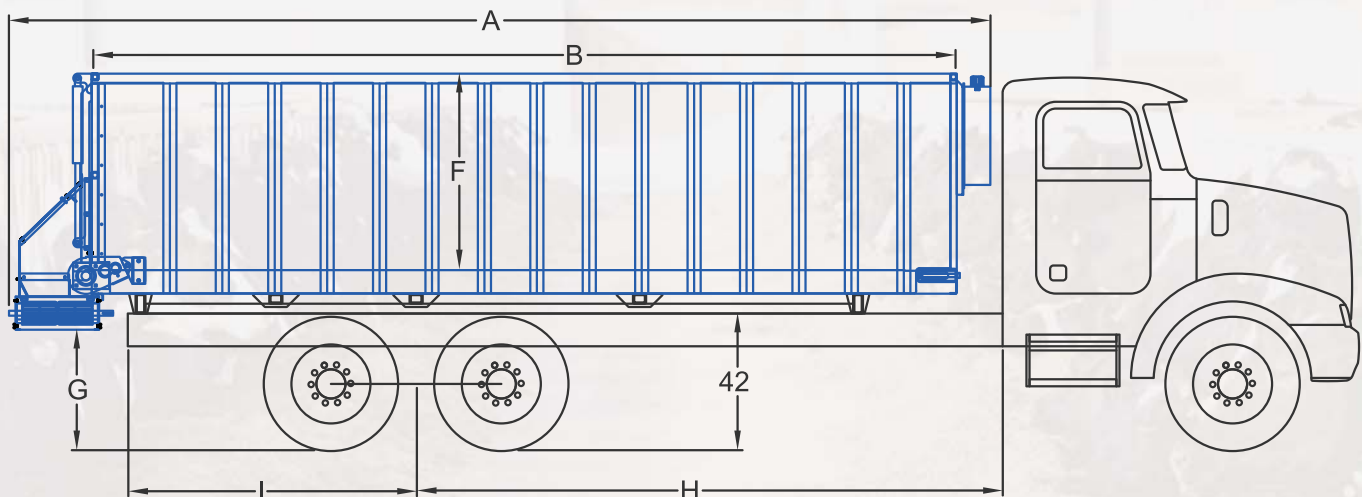


AC-2005™

AC-2205™ ALLEY CAT FREESTALL FILLER

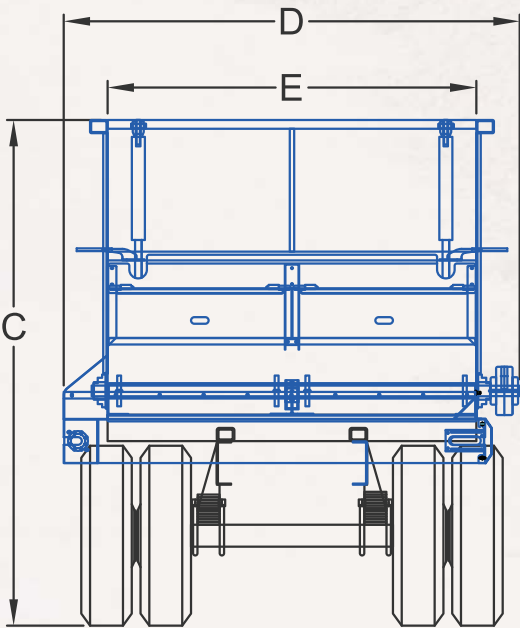
[TRUCK-MOUNT]

[DIAGRAM]



UNIT SPECIFICATIONS		
	NUMBER OF AXLES	2
	VOLUME (CU. YD.)	30
A	OVERALL LENGTH	303"
B	CHAMBER LENGTH	264"
C	OVERALL HEIGHT	115"
D	OVERALL WIDTH	104"
E	CHAMBER WIDTH	84"
F	CHAMBER DEPTH	60"
G	DISCHARGE CLEARANCE	37"
H	CAB TO TRUNNION	179±3"
I	TRUCK FRAME OVERHANG	88±1"

* All Height Based on 42" Truck Frame.



AC-2205™

AC-2205™ ALLEY CAT FREESTALL FILLER

[TRUCK-MOUNT]

[STANDARD EQUIPMENT]

1. 21" Wide Belt Discharge
2. 7FT Wide Inside
3. 5FT Walls (6FT walls on model AC-2206)
4. Discharge on Right Hand Side
5. Hydraulic Driven Discharge
6. Hydraulic Gear Box Driven Floor Chain
7. Electric Flow Control for Floor
8. Single Apron WR78 Big Barrel Floor Chain
9. Hydraulically Driven Door
10. Paint - White with Blue Trim

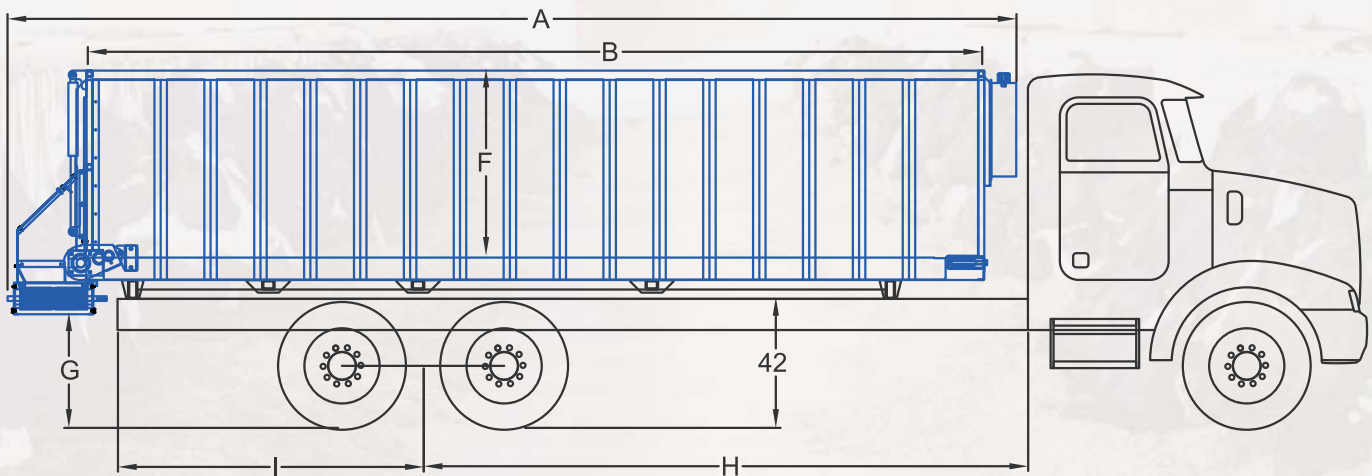


AC-2205™

AC-2405™ ALLEY CAT FREESTALL FILLER

[TRUCK-MOUNT]

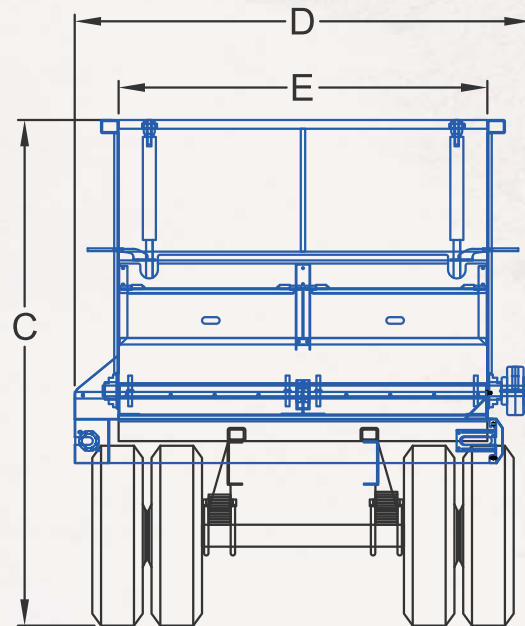
[DIAGRAM]



UNIT SPECIFICATIONS

	NUMBER OF AXLES	2
	VOLUME (CU. YD.)	33
A	OVERALL LENGTH	327"
B	CHAMBER LENGTH	288"
C	OVERALL HEIGHT	115"
D	OVERALL WIDTH	104"
E	CHAMBER WIDTH	84"
F	CHAMBER DEPTH	60"
G	DISCHARGE CLEARANCE	37"
H	CAB TO TRUNNION	194±3"
I	TRUCK FRAME OVERHANG	99±1"

* All Height Based on 42" Truck Frame.



AC-2405™

AC-2405™ ALLEY CAT FREESTALL FILLER

[TRUCK-MOUNT]

[STANDARD EQUIPMENT]

1. 21" Wide Belt Discharge
2. 7FT Wide Inside
3. 5FT Walls (6FT walls on model AC-2406)
4. Discharge on Right Hand Side
5. Hydraulic Driven Discharge
6. Hydraulic Gear Box Driven Floor Chain
7. Electric Flow Control for Floor
8. Single Apron WR78 Big Barrel Floor Chain
9. Hydraulically Driven Door
10. Paint - White with Blue Trim



AC-2405™

ALLEY CAT FREESTALL FILLER

[OPTIONS]

1. (8) 235/75R X 17.5 Tires on a Tandem Axle with Solid Walking Beam Suspension
2. Tire Options:
 - (8) 275/70R X 22.5
 - (4) 16.5L X 16.1 Without Suspension
3. Rear Door Option with Rear Drive
4. Non-Standard Paint Color
5. Custom-Made Decal
6. Truck Mount Options Available

ALLEY CAT FREESTALL FILLER

[SPECIFICATION SHEET]

Customer Name: _____ Company Name: _____

Date: _____ Model: _____

Options		Yes	Price
BASE PRICE			
1.	_____ V-CAT (VC) or _____ Alley-Cat (AC)		
2.	Length of Box _____ Ft.		
3.	Wall Height _____ Ft		
4	Tire Size: _____		
5.	_____ Trailer Mounted or _____ Truck Mounted		
6.	Rear Door Option		
7.	Running Gear : ____ Single Axle ____ Tandem Axle with 8,000 lb. Hubs & Spindles ____ Tandem Axle Single Point Suspension ____ Tandem Axle with Solid Walking Beam Suspension		
8.	Special Paint Color		
9.	Custom Made Decals		

Comments:

Every Laird Product
Is *Custom Built* For You.



531 S. Hwy. 59 | Merced, CA 95341
P: (209) 722-4145 | F: (209) 349-8934
sales@lairdmfg.com | www.lairdmfg.com

