



"We are the Exception not the Compromise."

**LAIRD
SPREADER SERIES**

TRUCK-MOUNT

[TABLE OF CONTENTS]

HORIZONTAL BEATER

MBHB-1604 HORIZONTAL SPREADER [TRUCK-MOUNT]	2
<i>DIAGRAM</i>	2
<i>STANDARD EQUIPMENT DETAILS</i>	3
MBHB-1804 HORIZONTAL SPREADER [TRUCK-MOUNT]	4
<i>DIAGRAM</i>	4
<i>STANDARD EQUIPMENT DETAILS</i>	5
MBHB-2004 HORIZONTAL SPREADER [TRUCK-MOUNT]	6
<i>DIAGRAM</i>	6
<i>STANDARD EQUIPMENT DETAILS</i>	7
MBHB-2204 HORIZONTAL SPREADER [TRUCK-MOUNT]	8
<i>DIAGRAM</i>	8
<i>STANDARD EQUIPMENT DETAILS</i>	9

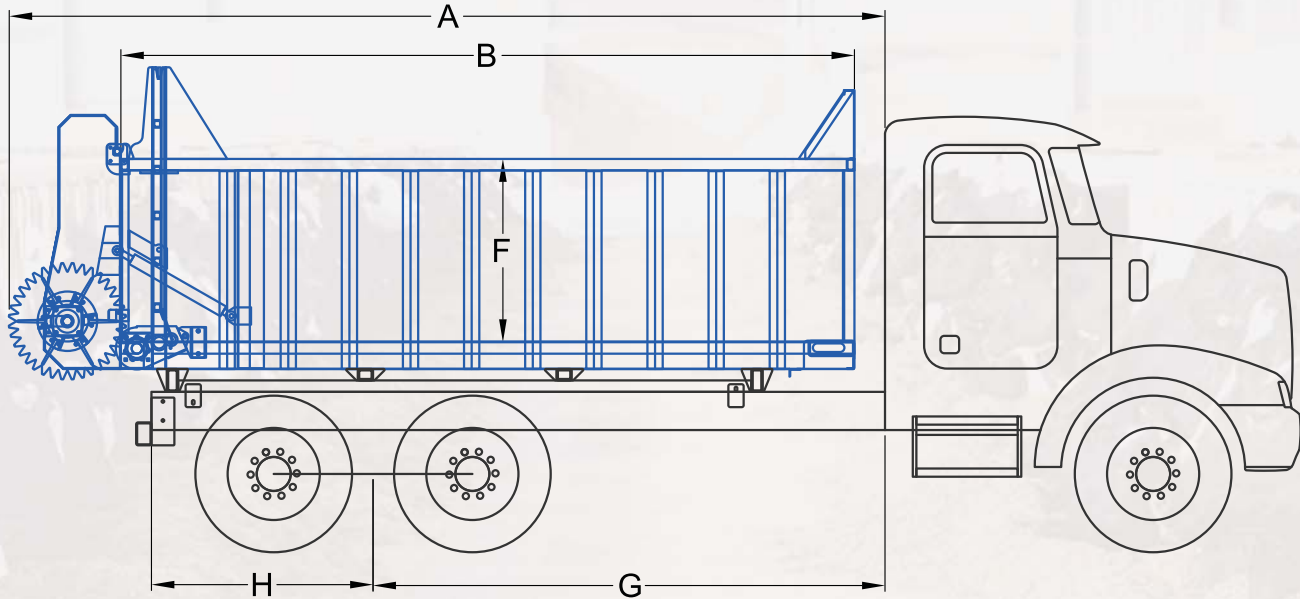
VERTICAL BEATER

MBVB-1604 VERTICAL SPREADER [TRUCK-MOUNT]	10
<i>DIAGRAM</i>	10
<i>STANDARD EQUIPMENT DETAILS</i>	11
MBVB-1804 VERTICAL SPREADER [TRUCK-MOUNT]	12
<i>DIAGRAM</i>	12
<i>STANDARD EQUIPMENT DETAILS</i>	13
MBVB-2004 VERTICAL SPREADER [TRUCK-MOUNT]	14
<i>DIAGRAM</i>	14
<i>STANDARD EQUIPMENT DETAILS</i>	15
MBVB-2204 VERTICAL SPREADER [TRUCK-MOUNT]	16
<i>DIAGRAM</i>	16
<i>STANDARD EQUIPMENT DETAILS</i>	17
LAIRD TRUCK-MOUNT SPREADER OPTIONS	18
LAIRD TRUCK-MOUNT SPREADER SPECIFICATION SHEET	19

MBHB-1604 HORIZONTAL SPREADER

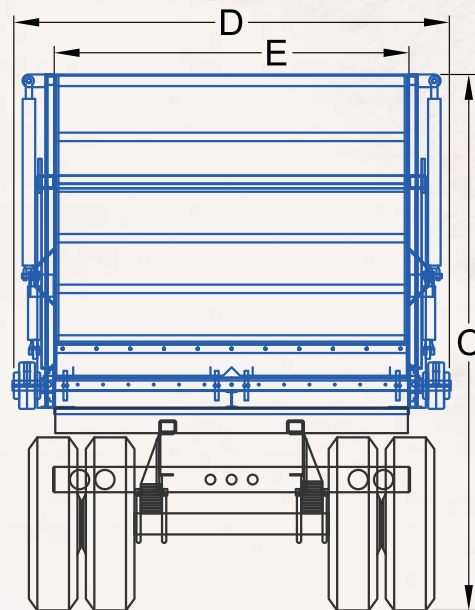
[TRUCK-MOUNT]

[DIAGRAM]



UNIT SPECIFICATIONS		
	NUMBER OF AXLES	3
	VOLUME (CU. YD.)	16.60
A	OVERALL LENGTH	229"
B	CHAMBER LENGTH	192"
C	OVERALL HEIGHT	127"
D	OVERALL WIDTH	103½"
E	CHAMBER WIDTH	84"
F	CHAMBER DEPTH	48"
G	CAB TO TRUNNION	138"±3"
H	TRUCK FRAME OVERHANG	58"±2"

* All Heights Based on 42" Truck Frame



MBHB-1604

MBHB-1604 HORIZONTAL SPREADER

[TRUCK-MOUNT]

[STANDARD EQUIPMENT]

1. 7 Ft. Width I.D.
2. WR-78 Dual Apron Chain with Tube Slats
3. 7ga Floor Material
4. Fenders and Mud Flaps
5. Cab Protector
6. Dual Rear Drives on Floor
7. Steel Hydraulic Lines
8. U Bolts for Mounting
9. Drive Shaft 2 7/16" / Idler Shaft 2"
10. Single Horizontal Hydraulic Beater Attachment
11. Guillotine Gate with 2 Cylinders Mounted on Box
12. Wet Kit for Beaters
13. 2 Section Gear Pump (Pressure Compensated)
14. Reservoir (70gal)
15. In Cab Controls (Electric Over Hydraulic)
16. Electric Flow Control for Floor
17. Valve Bank and All Hoses
18. 8" Bottom Beater Drum
19. Paddles Made From ½" AR400 Plate
20. 100H Chain on Beater Attachment
21. Painted White with Blue Trim

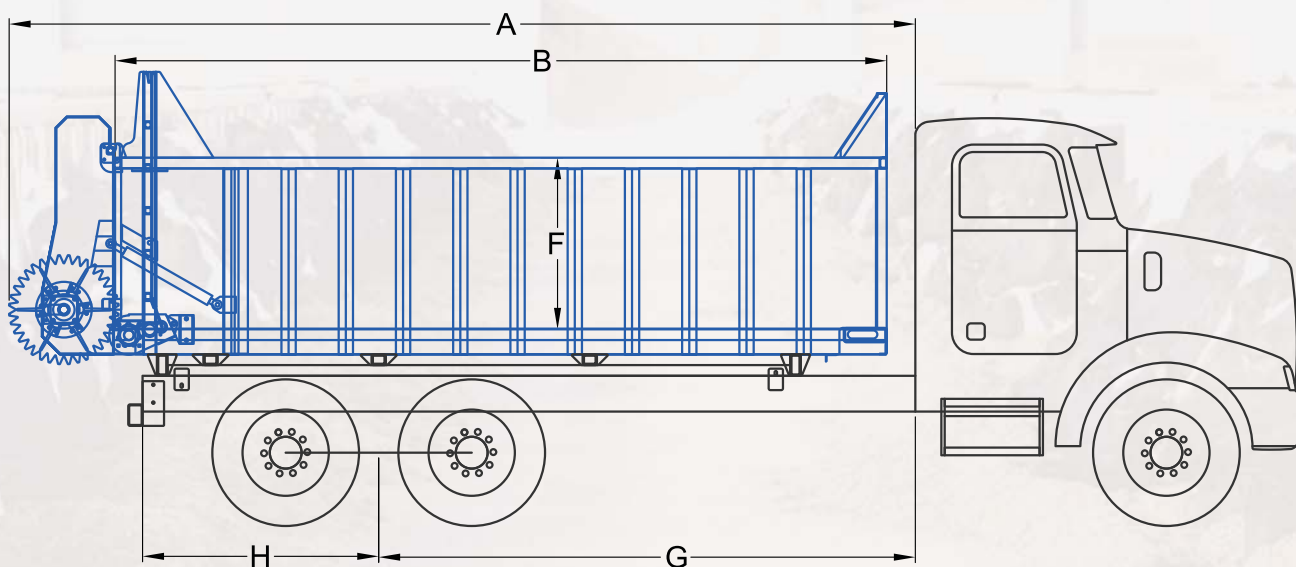


MBHB-1604

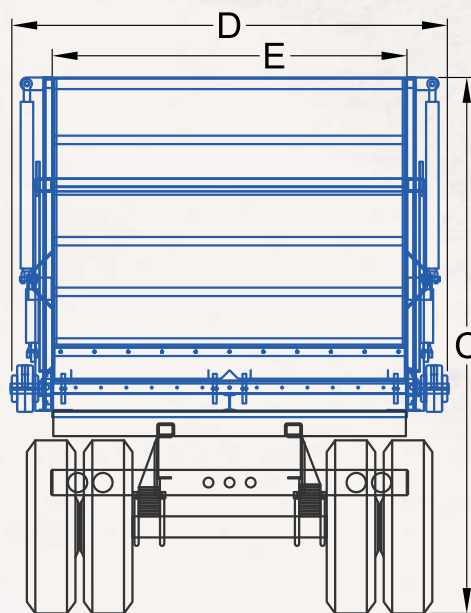
MBHB-1804 HORIZONTAL SPREADER

[TRUCK-MOUNT]

[DIAGRAM]



UNIT SPECIFICATIONS		
	NUMBER OF AXLES	3
	VOLUME (CU. YD.)	18.60
A	OVERALL LENGTH	253"
B	CHAMBER LENGTH	216"
C	OVERALL HEIGHT	127"
D	OVERALL WIDTH	103½"
E	CHAMBER WIDTH	84"
F	CHAMBER DEPTH	48"
G	CAB TO TRUNNION	154"±3"
H	TRUCK FRAME OVERHANG	66"±2"



* All Heights Based on 42" Truck Frame

MBHB-1804 HORIZONTAL SPREADER

[TRUCK-MOUNT]

[STANDARD EQUIPMENT]

1. 7 Ft. Width I.D.
2. WR-78 Dual Apron Chain with Tube Slats
3. 7ga Floor Material
4. Fenders and Mud Flaps
5. Cab Protector
6. Dual Rear Drives on Floor
7. Steel Hydraulic Lines
8. U Bolts for Mounting
9. Drive Shaft 2 7/16" / Idler Shaft 2"
10. Single Horizontal Hydraulic Beater Attachment
11. Guillotine Gate with 2 Cylinders Mounted on Box
12. Wet Kit for Beaters
13. 2 Section Gear Pump (Pressure Compensated)
14. Reservoir (70gal)
15. In Cab Controls (Electric Over Hydraulic)
16. Electric Flow Control for Floor
17. Valve Bank and All Hoses
18. 8" Bottom Beater Drum
19. Paddles Made From ½" AR400 Plate
20. 100H Chain on Beater Attachment
21. Painted White with Blue Trim

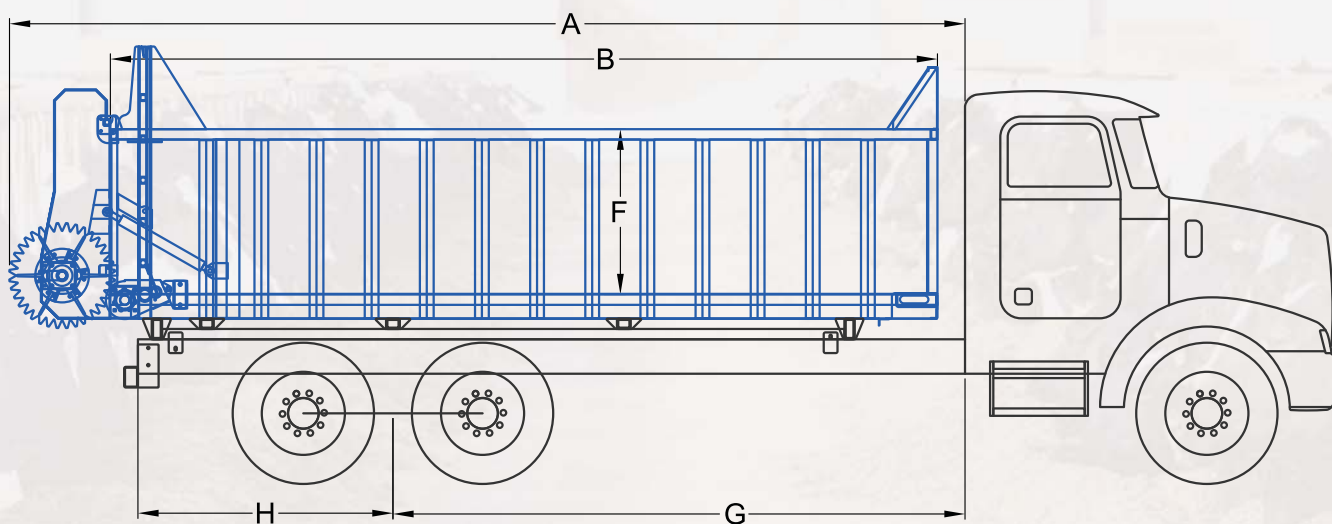


MBHB-1804

MBHB-2004 HORIZONTAL SPREADER

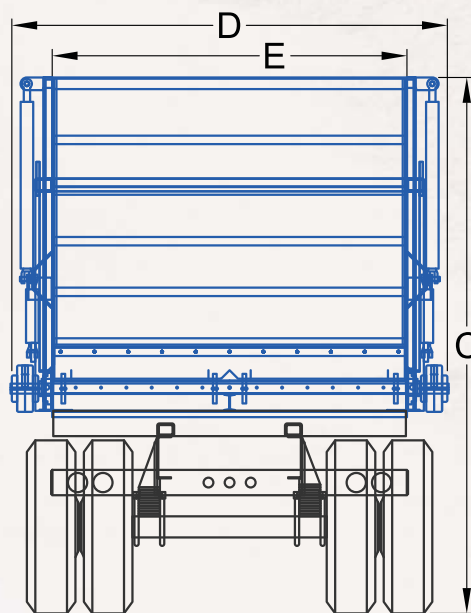
[TRUCK-MOUNT]

[DIAGRAM]



UNIT SPECIFICATIONS		
	NUMBER OF AXLES	3
	VOLUME (CU. YD.)	20.70
A	OVERALL LENGTH	277"
B	CHAMBER LENGTH	240"
C	OVERALL HEIGHT	127"
D	OVERALL WIDTH	103½"
E	CHAMBER WIDTH	84"
F	CHAMBER DEPTH	48"
G	CAB TO TRUNNION	170"±3"
H	TRUCK FRAME OVERHANG	74"±2"

* All Heights Based on 42" Truck Frame



MBHB-2004

MBHB-2004 HORIZONTAL SPREADER

[TRUCK-MOUNT]

[STANDARD EQUIPMENT]

1. 7 Ft. Width I.D.
2. WR-78 Dual Apron Chain with Tube Slats
3. 7ga Floor Material
4. Fenders and Mud Flaps
5. Cab Protector
6. Dual Rear Drives on Floor
7. Steel Hydraulic Lines
8. U Bolts for Mounting
9. Drive Shaft 2 7/16" / Idler Shaft 2"
10. Single Horizontal Hydraulic Beater Attachment
11. Guillotine Gate with 2 Cylinders Mounted on Box
12. Wet Kit for Beaters
13. 2 Section Gear Pump (Pressure Compensated)
14. Reservoir (70gal)
15. In Cab Controls (Electric Over Hydraulic)
16. Electric Flow Control for Floor
17. Valve Bank and All Hoses
18. 8" Bottom Beater Drum
19. Paddles Made From ½" AR400 Plate
20. 100H Chain on Beater Attachment
21. Painted White with Blue Trim

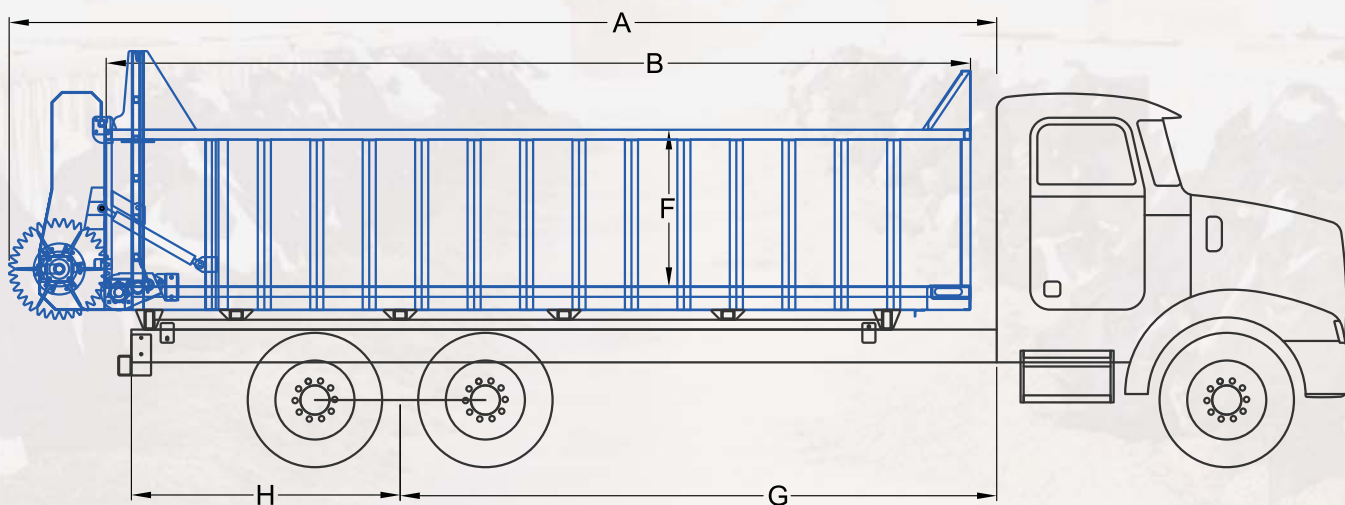


MBHB-2004

MBHB-2204 HORIZONTAL SPREADER

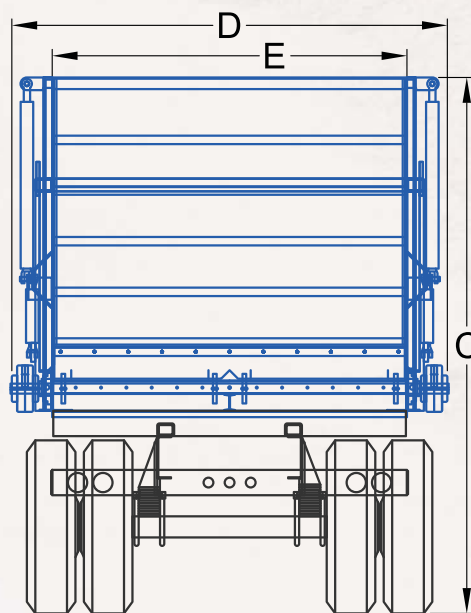
[TRUCK-MOUNT]

[DIAGRAM]



UNIT SPECIFICATIONS		
	NUMBER OF AXLES	3
	VOLUME (CU. YD.)	22.80
A	OVERALL LENGTH	301"
B	CHAMBER LENGTH	264"
C	OVERALL HEIGHT	127"
D	OVERALL WIDTH	103½"
E	CHAMBER WIDTH	84"
F	CHAMBER DEPTH	48"
G	CAB TO TRUNNION	186"±3"
H	TRUCK FRAME OVERHANG	82"±2"

* All Heights Based on 42" Truck Frame



MBHB-2204

MBHB-2204 HORIZONTAL SPREADER

[TRUCK-MOUNT]

[STANDARD EQUIPMENT]

1. 7 Ft. Width I.D.
2. WR-78 Dual Apron Chain with Tube Slats
3. 7ga Floor Material
4. Fenders and Mud Flaps
5. Cab Protector
6. Dual Rear Drives on Floor
7. Steel Hydraulic Lines
8. U Bolts for Mounting
9. Drive Shaft 2 7/16" / Idler Shaft 2"
10. Single Horizontal Hydraulic Beater Attachment
11. Guillotine Gate with 2 Cylinders Mounted on Box
12. Wet Kit for Beaters
13. 2 Section Gear Pump (Pressure Compensated)
14. Reservoir (70gal)
15. In Cab Controls (Electric Over Hydraulic)
16. Electric Flow Control for Floor
17. Valve Bank and All Hoses
18. 8" Bottom Beater Drum
19. Paddles Made From ½" AR400 Plate
20. 100H Chain on Beater Attachment
21. Painted White with Blue Trim

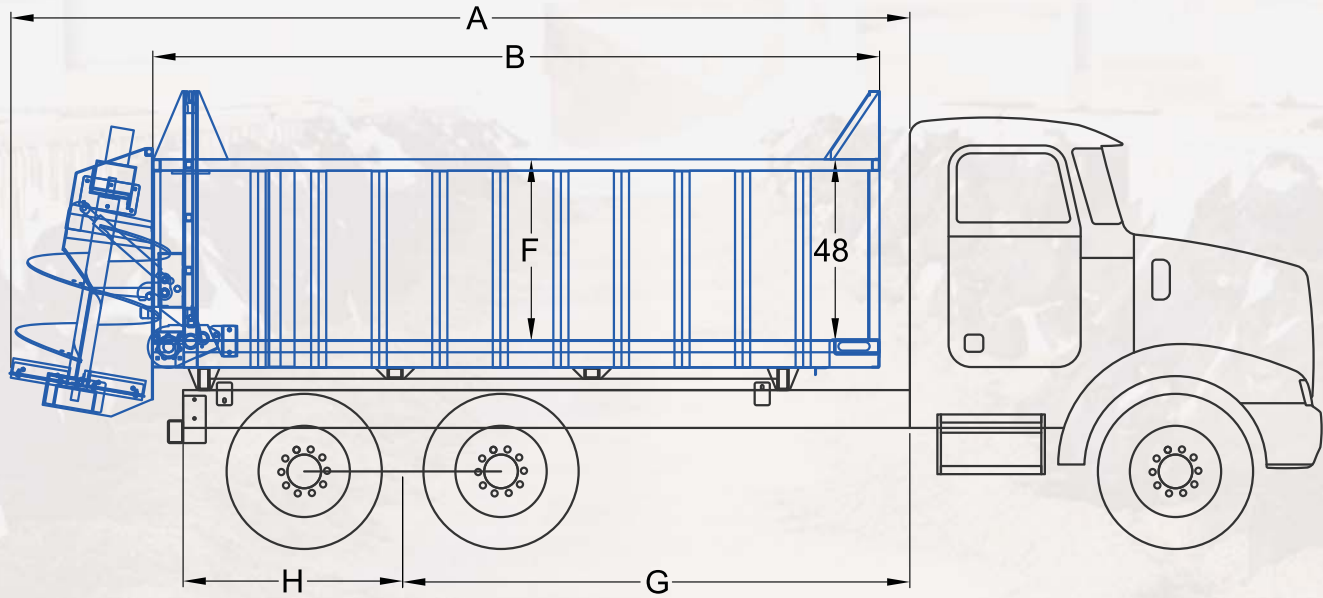


MBHB-2204

MBVB-1604 VERTICAL SPREADER

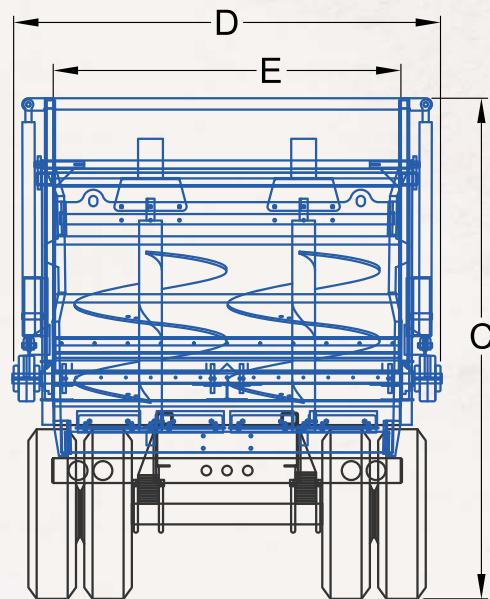
[TRUCK-MOUNT]

[DIAGRAM]



UNIT SPECIFICATIONS		
	NUMBER OF AXLES	3
	VOLUME (CU. YD.)	16.60
A	OVERALL LENGTH	237½"
B	CHAMBER LENGTH	192"
C	OVERALL HEIGHT	121"
D	OVERALL WIDTH	103½"
E	CHAMBER WIDTH	84"
F	CHAMBER DEPTH	48"
G	CAB TO TRUNNION	138"±3"
H	TRUCK FRAME OVERHANG	58"±2"

* All Heights Based on 42" Truck Frame



MBVB-1604

MBVB-1604 VERTICAL SPREADER

[TRUCK-MOUNT]

[STANDARD EQUIPMENT]

1. 7 Ft. Width I.D.
2. WR-78 Dual Apron Chain with Tube Slats
3. 7ga Floor Material
4. Fenders and Mud Flaps
5. Cab Protector
6. Dual Rear Drives on Floor
7. Steel Hydraulic Lines
8. U Bolts for Mounting
9. Drive Shaft 2 7/16" / Idler Shaft 2"
10. Hydraulic Vertical Beater Attachment
11. Guillotine Gate with 2 Cylinders Mounted on Box
12. Wet Kit for Beaters
13. 2 Section Gear Pump (Pressure Compensated)
14. Reservoir (70gal)
15. In Cab Controls (Electric Over Hydraulic)
16. Electric Flow Control for Floor
17. Valve Bank and All Hoses
18. Painted White with Blue Trim

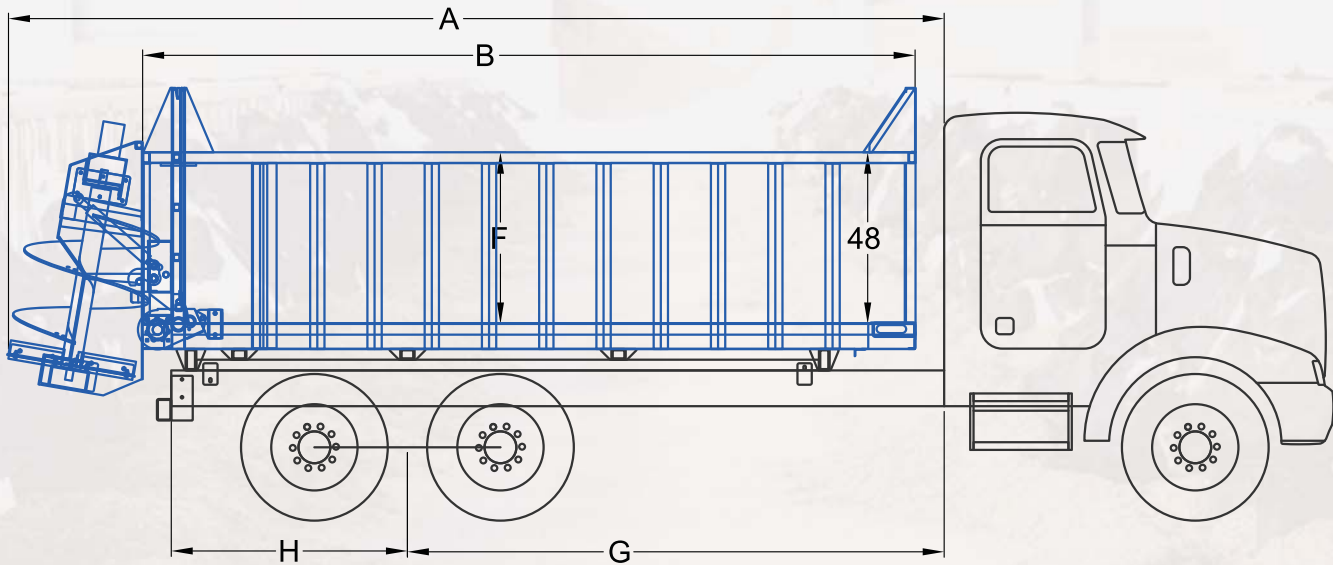


MBVB-1604

MBVB-1804 VERTICAL SPREADER

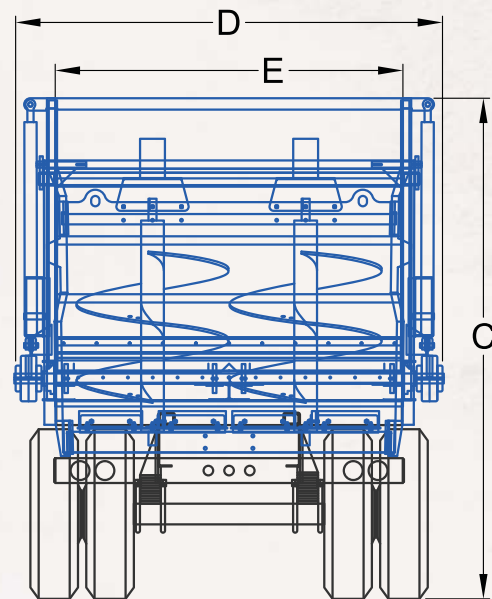
[TRUCK-MOUNT]

[DIAGRAM]



UNIT SPECIFICATIONS		
	NUMBER OF AXLES	3
	VOLUME (CU. YD.)	18.60
A	OVERALL LENGTH	261½"
B	CHAMBER LENGTH	216"
C	OVERALL HEIGHT	121"
D	OVERALL WIDTH	103½"
E	CHAMBER WIDTH	84"
F	CHAMBER DEPTH	48"
G	CAB TO TRUNNION	154"±3"
H	TRUCK FRAME OVERHANG	66"±2"

* All Heights Based on 42" Truck Frame



MBVB-1804

MBVB-1804 VERTICAL SPREADER

[TRUCK-MOUNT]

[STANDARD EQUIPMENT]

1. 7 Ft. Width I.D.
2. WR-78 Dual Apron Chain with Tube Slats
3. 7ga Floor Material
4. Fenders and Mud Flaps
5. Cab Protector
6. Dual Rear Drives on Floor
7. Steel Hydraulic Lines
8. U Bolts for Mounting
9. Drive Shaft 2 7/16" / Idler Shaft 2"
10. Hydraulic Vertical Beater Attachment
11. Guillotine Gate with 2 Cylinders Mounted on Box
12. Wet Kit for Beaters
13. 2 Section Gear Pump (Pressure Compensated)
14. Reservoir (70gal)
15. In Cab Controls (Electric Over Hydraulic)
16. Electric Flow Control for Floor
17. Valve Bank and All Hoses
18. Painted White with Blue Trim

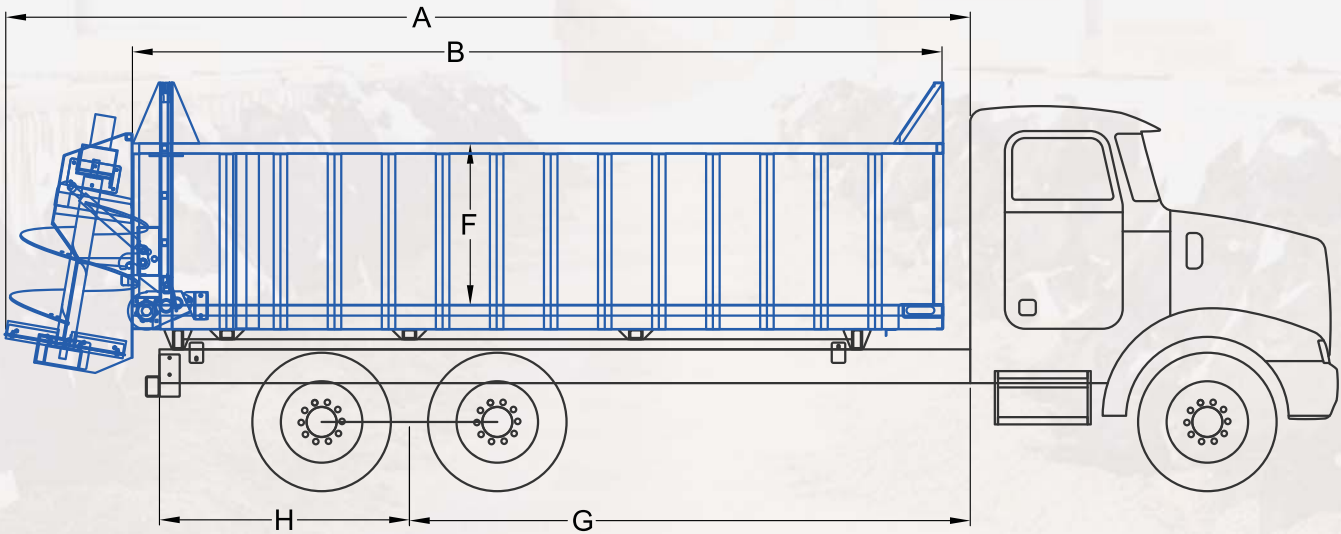


MBVB-1804

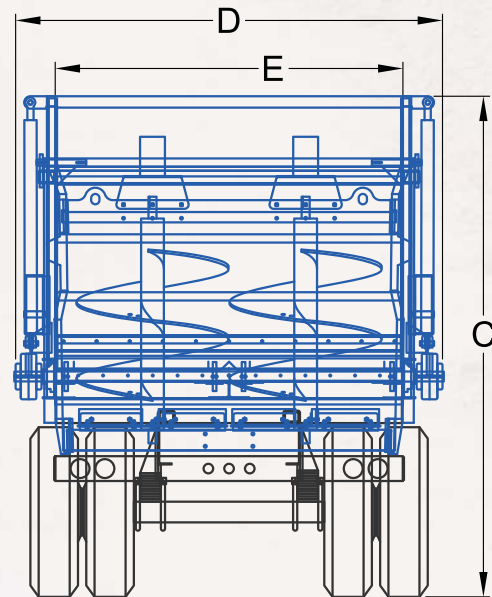
MBVB-2004 VERTICAL SPREADER

[TRUCK-MOUNT]

[DIAGRAM]



UNIT SPECIFICATIONS		
	NUMBER OF AXLES	3
	VOLUME (CU. YD.)	20.70
A	OVERALL LENGTH	285½"
B	CHAMBER LENGTH	240"
C	OVERALL HEIGHT	121"
D	OVERALL WIDTH	103½"
E	CHAMBER WIDTH	84"
F	CHAMBER DEPTH	48"
G	CAB TO TRUNNION	170"±3"
H	TRUCK FRAME OVERHANG	74"±2"



* All Heights Based on 42" Truck Frame

MBVB-2004 VERTICAL SPREADER

[TRUCK-MOUNT]

[STANDARD EQUIPMENT]

1. 7 Ft. Width I.D.
2. WR-78 Dual Apron Chain with Tube Slats
3. 7ga Floor Material
4. Fenders and Mud Flaps
5. Cab Protector
6. Dual Rear Drives on Floor
7. Steel Hydraulic Lines
8. U Bolts for Mounting
9. Drive Shaft 2 7/16" / Idler Shaft 2"
10. Hydraulic Vertical Beater Attachment
11. Guillotine Gate with 2 Cylinders Mounted on Box
12. Wet Kit for Beaters
13. 2 Section Gear Pump (Pressure Compensated)
14. Reservoir (70gal)
15. In Cab Controls (Electric Over Hydraulic)
16. Electric Flow Control for Floor
17. Valve Bank and All Hoses
18. Painted White with Blue Trim

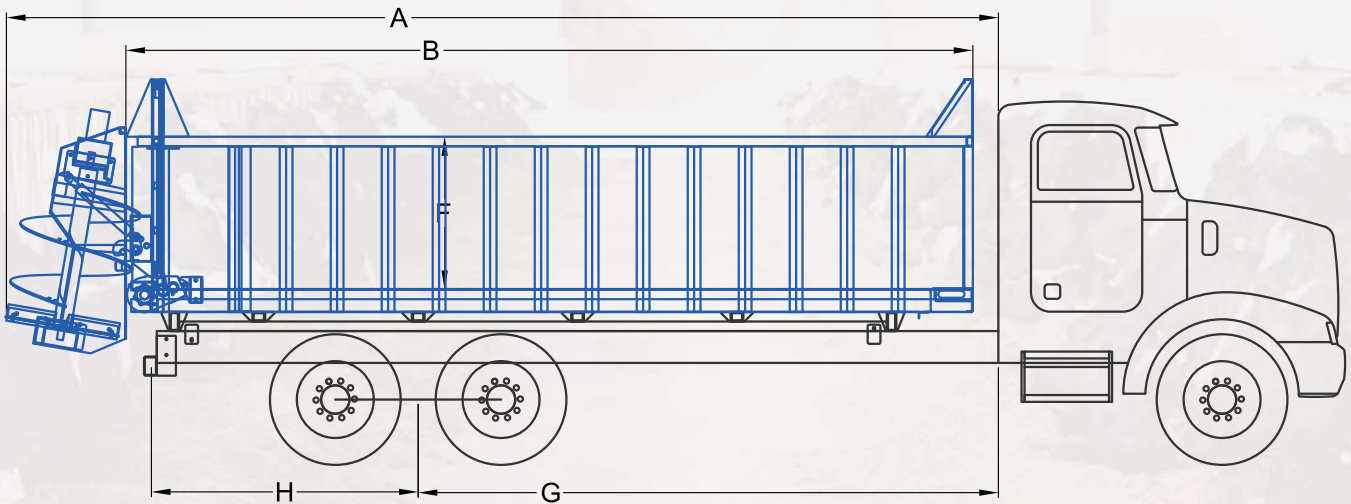


MBVB-2004

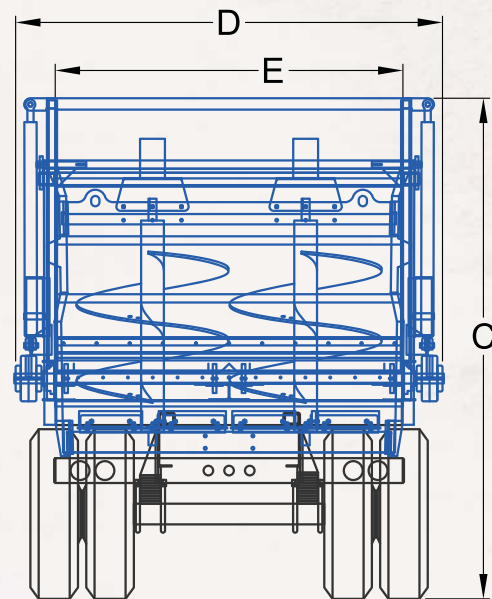
MBVB-2204 VERTICAL SPREADER

[TRUCK-MOUNT]

[DIAGRAM]



UNIT SPECIFICATIONS		
	NUMBER OF AXLES	3
	VOLUME (CU. YD.)	22.80
A	OVERALL LENGTH	309½"
B	CHAMBER LENGTH	264"
C	OVERALL HEIGHT	121"
D	OVERALL WIDTH	103½"
E	CHAMBER WIDTH	84"
F	CHAMBER DEPTH	48"
G	CAB TO TRUNNION	186"±3"
H	TRUCK FRAME OVERHANG	82"±2"



* All Heights Based on 42" Truck Frame

MBVB-2204 VERTICAL SPREADER

[TRUCK-MOUNT]

[STANDARD EQUIPMENT]

1. 7 Ft. Width I.D.
2. WR-78 Dual Apron Chain with Tube Slats
3. 7ga Floor Material
4. Fenders and Mud Flaps
5. Cab Protector
6. Dual Rear Drives on Floor
7. Steel Hydraulic Lines
8. U Bolts for Mounting
9. Drive Shaft 2 7/16" / Idler Shaft 2"
10. Hydraulic Vertical Beater Attachment
11. Guillotine Gate with 2 Cylinders Mounted on Box
12. Wet Kit for Beaters
13. 2 Section Gear Pump (Pressure Compensated)
14. Reservoir (70gal)
15. In Cab Controls (Electric Over Hydraulic)
16. Electric Flow Control for Floor
17. Valve Bank and All Hoses
18. Painted White with Blue Trim



MBVB-2204

LAIRD TRUCK-MOUNT SPREADER

[OPTIONS]

Truck-Mount Manure Boxes *with Horizontal Beaters*

1. PTO Installation
2. Second Beater
3. Swing Out Beater
4. Swinging Gate
5. Weighing System Compatible Subframe 8 Weighbars
6. 3/8" UHMW Liner On Floor
7. Freestall Filler Attachment
8. Non-Standard Paint Color
9. Custom-Made Decals

Truck-Mount Manure Boxes *with Vertical Beaters*

1. PTO Installation
2. Swing Out Beater
3. Swinging Gate
4. Weighing System Compatible Subframe 8 Weighbars
5. 3/8" UHMW Liner On Floor
6. Freestall Filler Attachment
7. Non-Standard Paint Color
8. Custom-Made Decals

LAIRD TRUCK-MOUNT SPREADER

[SPECIFICATION SHEET]

Customer Name: _____ Company Name: _____

Date: _____ Model: _____

Options		Yes	Price
BASE PRICE			
1.	Overall Length: _____ Ft.		
2.	Width Inside: 7 Ft.		
3.	Wall height: 4 Ft.		
4.	PTO Installation		
5.	Beater Attachment Swing-out Option Available		
6.	Weighing System Compatible Sub-frame		
7.	Weighbars _____ 2 1/8" _____ 2 1/2"		
8.	Digistar Indicator (Part # _____)		
9.	____ Tandem Axle Single Point Suspension ____ Tandem Axle with Solid Walking Beam Suspension		
10.	Tire Size:		
11.	Drawbar/Hitch: Single Lip _____ Double Lip _____ Bull Pull _____ Pin Size _____		
12.	Rear Door: (Standard) Hydraulic Folding Design _____ Hydraulic Vertical Design _____		
13.	UHMW Liner on Floor		
14.	UHMW Liner on Walls		
15.	Special Paint Color		
16.	Custom Decals		

Comments:

**Every Laird Product
Is *Custom Built* For You.**



531 S. Hwy. 59 | Merced, CA 95341
P: (209) 722-4145 | F: (209) 349-8934
sales@lairdmfg.com | www.lairdmfg.com