



*"We are the Exception not the Compromise."*

**LAIRD  
SPREADER SERIES**

**TRAILER-MOUNT**

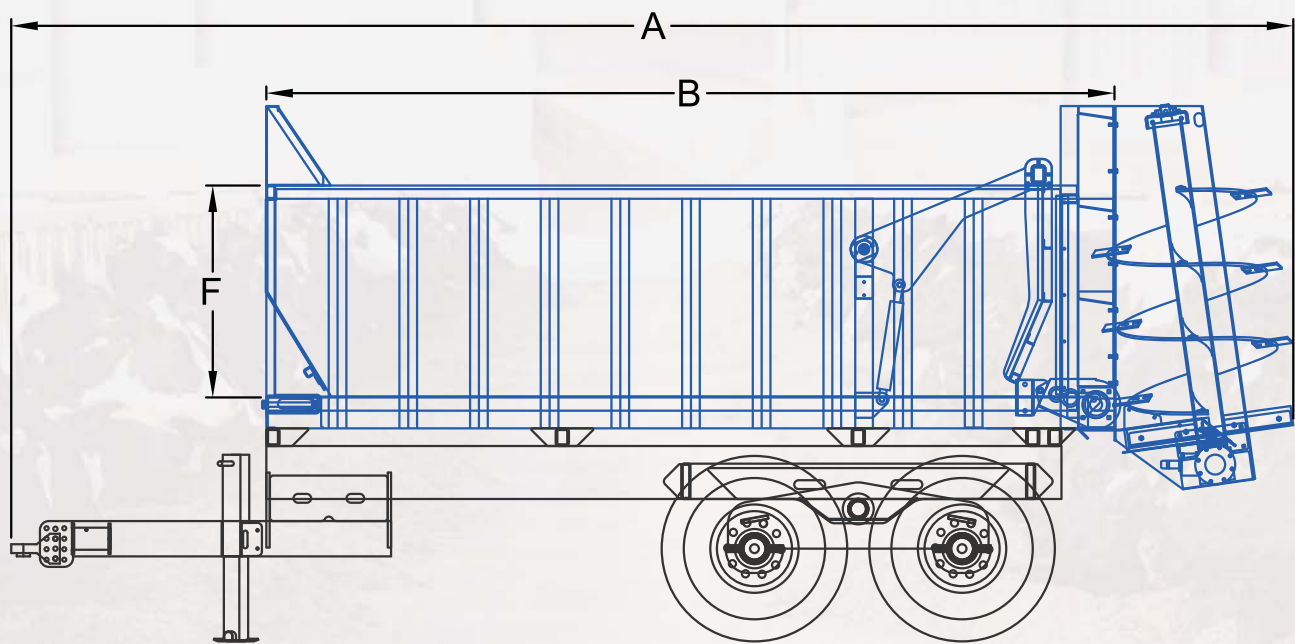
## [ TABLE OF CONTENTS ]

|  |           |
|--|-----------|
| <b>MBMVB-1604 MECHANICAL VERTICAL SPREADER [ TRAILER-MOUNT ]</b> ..... | <b>2</b>  |
| <i>DIAGRAM</i> .....   | 2         |
| <i>STANDARD EQUIPMENT DETAILS</i> .....                                | 3         |
| <b>MBMVB-1804 MECHANICAL VERTICAL SPREADER [ TRAILER-MOUNT ]</b> ..... | <b>4</b>  |
| <i>DIAGRAM</i> .....   | 4         |
| <i>STANDARD EQUIPMENT DETAILS</i> .....                                | 5         |
| <b>MBMVB-2004 MECHANICAL VERTICAL SPREADER [ TRAILER-MOUNT ]</b> ..... | <b>6</b>  |
| <i>DIAGRAM</i> .....   | 6         |
| <i>STANDARD EQUIPMENT DETAILS</i> .....                                | 7         |
| <b>MBMVB-2204 MECHANICAL VERTICAL SPREADER [ TRAILER-MOUNT ]</b> ..... | <b>8</b>  |
| <i>DIAGRAM</i> .....   | 8         |
| <i>STANDARD EQUIPMENT DETAILS</i> .....                                | 9         |
| <b>MBMVB-2404 MECHANICAL VERTICAL SPREADER [ TRAILER-MOUNT ]</b> ..... | <b>10</b> |
| <i>DIAGRAM</i> .....   | 10        |
| <i>STANDARD EQUIPMENT DETAILS</i> .....                                | 11        |
| <b>MBVB-2604 HYDROSTATIC VERTICAL SPREADER [ TRAILER-MOUNT ]</b> ..... | <b>12</b> |
| <i>DIAGRAM</i> .....   | 12        |
| <i>STANDARD EQUIPMENT DETAILS</i> .....                                | 13        |
| <b>MBVB-2804 HYDROSTATIC VERTICAL SPREADER [ TRAILER-MOUNT ]</b> ..... | <b>14</b> |
| <i>DIAGRAM</i> .....   | 14        |
| <i>STANDARD EQUIPMENT DETAILS</i> .....                                | 15        |
| <b>MBVB-3004 HYDROSTATIC VERTICAL SPREADER [ TRAILER-MOUNT ]</b> ..... | <b>16</b> |
| <i>DIAGRAM</i> .....   | 16        |
| <i>STANDARD EQUIPMENT DETAILS</i> .....                                | 17        |
| <b>MBVB-3204 HYDROSTATIC VERTICAL SPREADER [ TRAILER-MOUNT ]</b> ..... | <b>18</b> |
| <i>DIAGRAM</i> .....   | 18        |
| <i>STANDARD EQUIPMENT DETAILS</i> .....                                | 19        |
| <b>MBVB-3404 HYDROSTATIC VERTICAL SPREADER [ TRAILER-MOUNT ]</b> ..... | <b>20</b> |
| <i>DIAGRAM</i> .....   | 20        |
| <i>STANDARD EQUIPMENT DETAILS</i> .....                                | 21        |
| <b>LAIRD TRAILER-MOUNT SPREADER OPTIONS</b> .....                      | <b>22</b> |
| <b>LAIRD TRAILER-MOUNT SPREADER SPECIFICATION SHEET</b> .....          | <b>23</b> |

# MBMVB-1604 MECHANICAL VERTICAL SPREADER

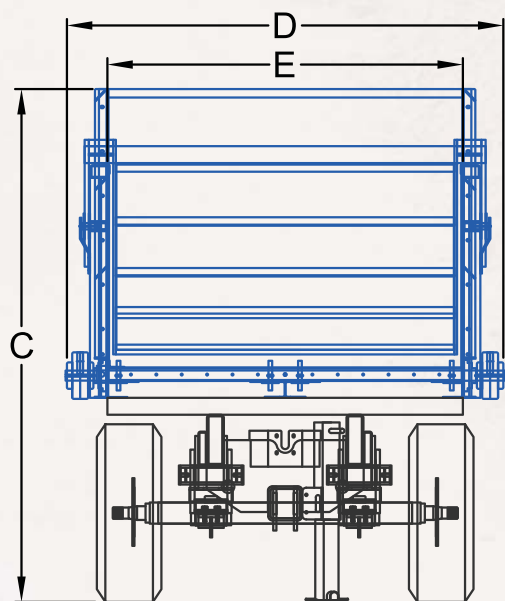
[ TRAILER-MOUNT ]

## [ DIAGRAM ]



| UNIT SPECIFICATIONS |                              |       |
|---------------------|------------------------------|-------|
|                     | NUMBER OF AXLES              | 2     |
|                     | VOLUME (CU. YD.)             | 16.60 |
| A                   | OVERALL LENGTH               | 290"  |
| B                   | CHAMBER LENGTH               | 192"  |
| C                   | OVERALL HEIGHT               | 121"  |
| D                   | OVERALL WIDTH                | 103½" |
| E                   | CHAMBER WIDTH                | 84"   |
| F                   | CHAMBER DEPTH                | 48"   |
|                     | TRACTOR PTO MIN. HORSE POWER | 150   |

\* 385/65R22.5 TIRES 4X



MBMVB-1604

# MBMVB-1604 MECHANICAL VERTICAL SPREADER

[ TRAILER-MOUNT ]

## [ STANDARD EQUIPMENT ]

1. 7FT Width I.D.
2. 4FT Side Walls (UHMW Lined)
3. 7ga Floor Material
4. WR-78 Dual Apron Chain with Tube Slats
5. Cab Protector
6. Steel Hydraulic Lines
7. Drive Shaft 2-7/16" / Idler Shaft 2"
8. PTO Drive with Shear Bolt and Ratchet Clutch
9. Mechanical Vertical Beater Attachment
10. (8) 235/75R X 17.5 Tires on a Tandem Axle with Solid Walking Beam Suspension
11. Hydraulic Folding Design
12. Dual Rear Hydraulic Gear Box for Floor Chain
13. Paint - White with Blue Trim

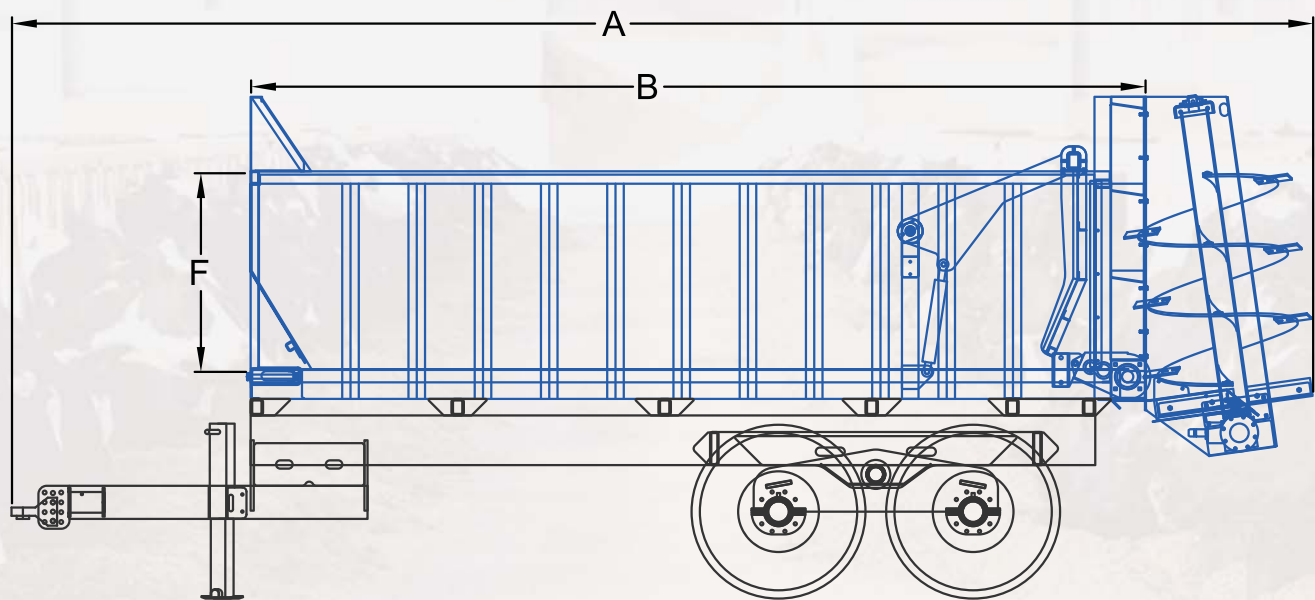


MBMVB-1604

# MBMVB-1804 MECHANICAL VERTICAL SPREADER

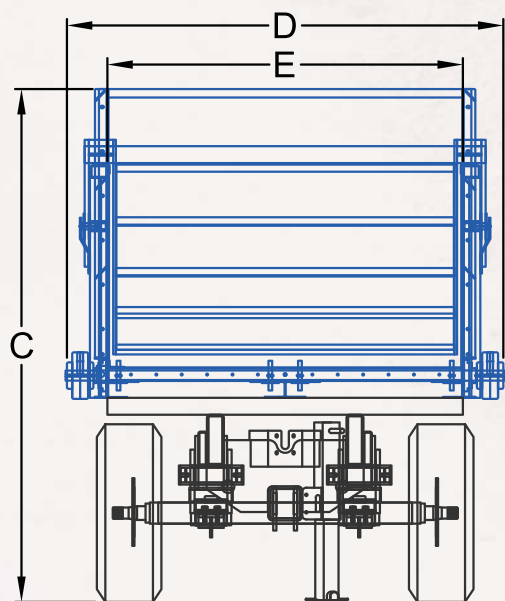
[ TRAILER-MOUNT ]

## [ DIAGRAM ]



| UNIT SPECIFICATIONS |                              |       |
|---------------------|------------------------------|-------|
|                     | NUMBER OF AXLES              | 2     |
|                     | VOLUME (CU. YD.)             | 18.60 |
| A                   | OVERALL LENGTH               | 314"  |
| B                   | CHAMBER LENGTH               | 216"  |
| C                   | OVERALL HEIGHT               | 121"  |
| D                   | OVERALL WIDTH                | 103½" |
| E                   | CHAMBER WIDTH                | 84"   |
| F                   | CHAMBER DEPTH                | 48"   |
|                     | TRACTOR PTO MIN. HORSE POWER | 150   |

\* 385/65R22.5 TIRES 4X



MBMVB-1804

# MBMVB-1804 MECHANICAL VERTICAL SPREADER

[ TRAILER-MOUNT ]

## [ STANDARD EQUIPMENT ]

1. 7FT Width I.D.
2. 4FT Side Walls (UHMW Lined)
3. 7ga Floor Material
4. WR-78 Dual Apron Chain with Tube Slats
5. Cab Protector
6. Steel Hydraulic Lines
7. Drive Shaft 2-7/16" / Idler Shaft 2"
8. PTO Drive with Shear Bolt and Ratchet Clutch
9. Mechanical Vertical Beater Attachment
10. (8) 235/75R X 17.5 Tires on a Tandem Axle with Solid Walking Beam Suspension
11. Hydraulic Folding Design
12. Dual Rear Hydraulic Gear Box for Floor Chain
13. Paint - White with Blue Trim

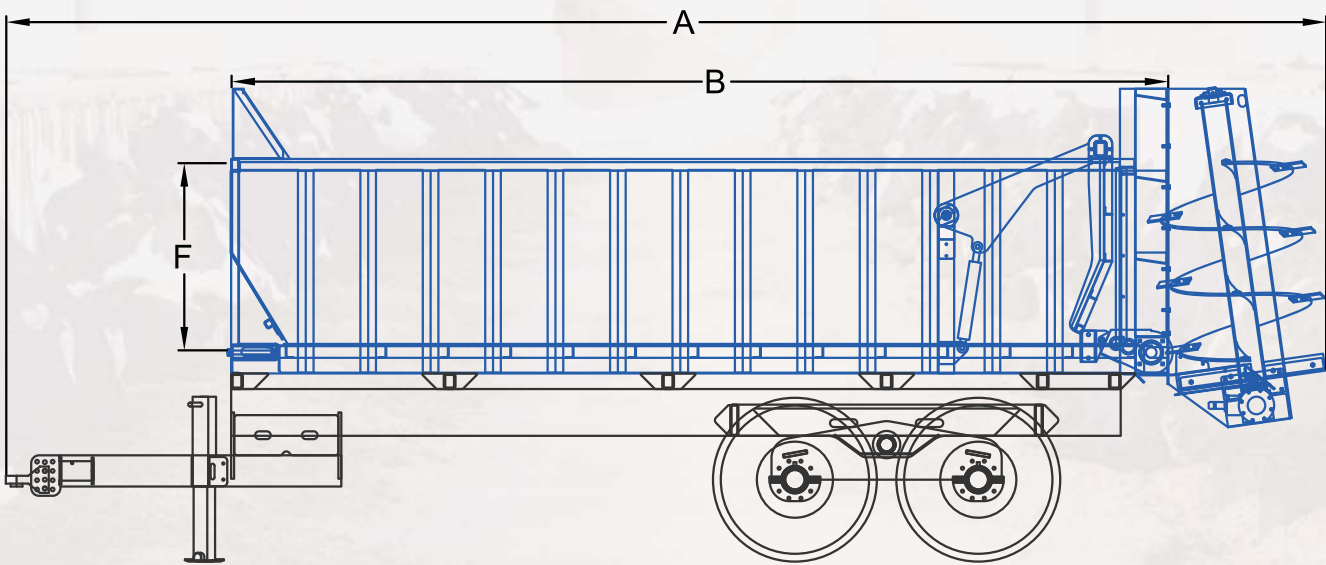


MBMVB-1804

# MBMVB-2004 MECHANICAL VERTICAL SPREADER

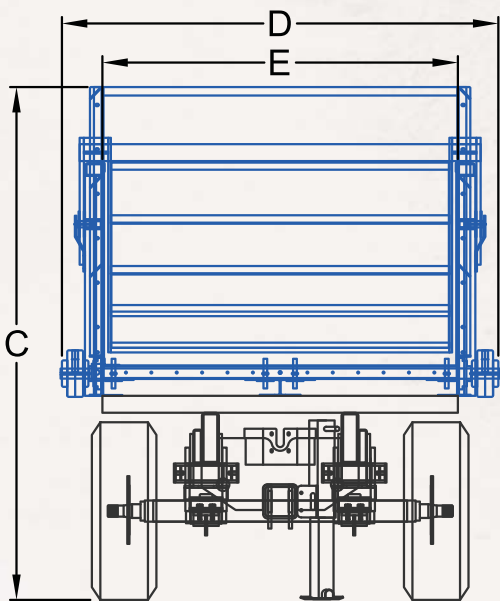
[ TRAILER-MOUNT ]

## [ DIAGRAM ]



| UNIT SPECIFICATIONS |                              |       |
|---------------------|------------------------------|-------|
|                     | NUMBER OF AXLES              | 2     |
|                     | VOLUME (CU. YD.)             | 20.70 |
| A                   | OVERALL LENGTH               | 338"  |
| B                   | CHAMBER LENGTH               | 240"  |
| C                   | OVERALL HEIGHT               | 121"  |
| D                   | OVERALL WIDTH                | 103½" |
| E                   | CHAMBER WIDTH                | 84"   |
| F                   | CHAMBER DEPTH                | 48"   |
|                     | TRACTOR PTO MIN. HORSE POWER | 150   |

\* 385/65R22.5 TIRES 4X



MBMVB-2004

# MBMVB-2004 MECHANICAL VERTICAL SPREADER

[ TRAILER-MOUNT ]

## [ STANDARD EQUIPMENT ]

1. 7FT Width I.D.
2. 4FT Side Walls (UHMW Lined)
3. 7ga Floor Material
4. WR-78 Dual Apron Chain with Tube Slats
5. Cab Protector
6. Steel Hydraulic Lines
7. Drive Shaft 2-7/16" / Idler Shaft 2"
8. PTO Drive with Shear Bolt and Ratchet Clutch
9. Mechanical Vertical Beater Attachment
10. (8) 235/75R X 17.5 Tires on a Tandem Axle with Solid Walking Beam Suspension
11. Hydraulic Folding Design
12. Dual Rear Hydraulic Gear Box for Floor Chain
13. Paint - White with Blue Trim

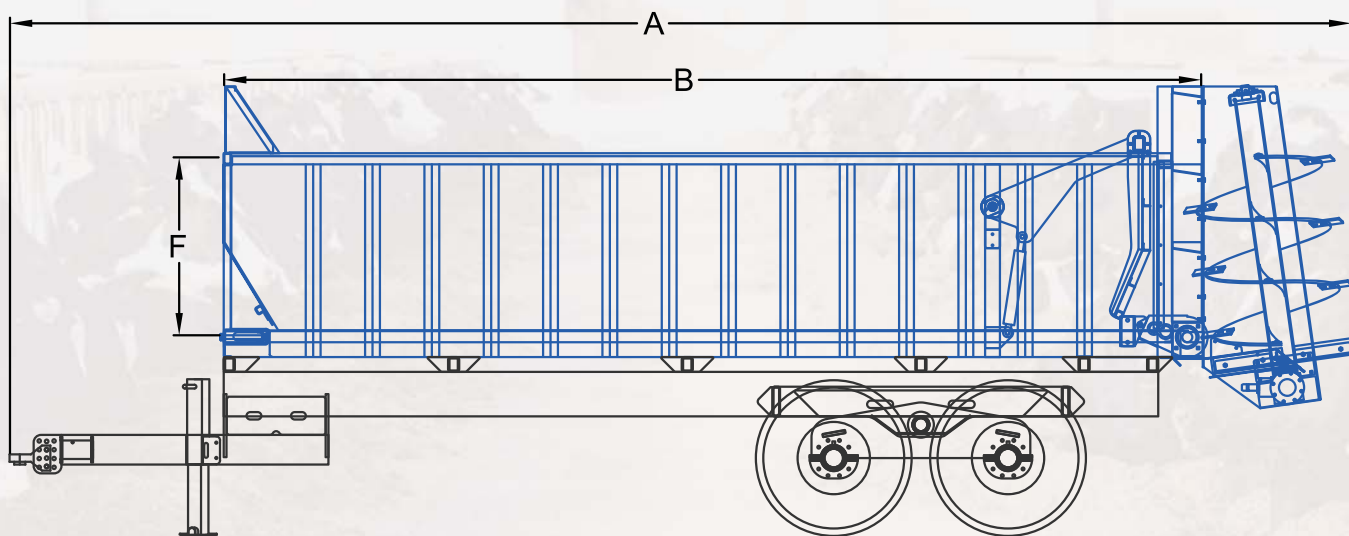


MBMVB-2004

# MBMVB-2204 MECHANICAL VERTICAL SPREADER

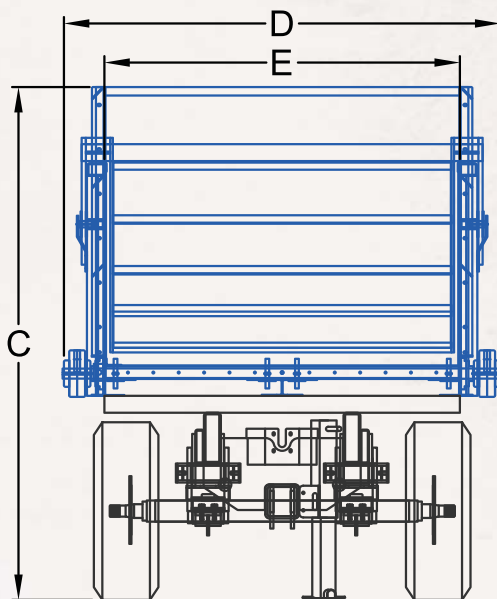
[ TRAILER-MOUNT ]

## [ DIAGRAM ]



| UNIT SPECIFICATIONS |                              |       |
|---------------------|------------------------------|-------|
|                     | NUMBER OF AXLES              | 2     |
|                     | VOLUME (CU. YD.)             | 22.80 |
| A                   | OVERALL LENGTH               | 362"  |
| B                   | CHAMBER LENGTH               | 264"  |
| C                   | OVERALL HEIGHT               | 121"  |
| D                   | OVERALL WIDTH                | 103½" |
| E                   | CHAMBER WIDTH                | 84"   |
| F                   | CHAMBER DEPTH                | 48"   |
|                     | TRACTOR PTO MIN. HORSE POWER | 165   |

\* 385/65R22.5 TIRES 4X



MBMVB-2204

# MBMVB-2204 MECHANICAL VERTICAL SPREADER

[ TRAILER-MOUNT ]

## [ STANDARD EQUIPMENT ]

1. 7FT Width I.D.
2. 4FT Side Walls (UHMW Lined)
3. 7ga Floor Material
4. WR-78 Dual Apron Chain with Tube Slats
5. Cab Protector
6. Steel Hydraulic Lines
7. Drive Shaft 2-7/16" / Idler Shaft 2"
8. PTO Drive with Shear Bolt and Ratchet Clutch
9. Mechanical Vertical Beater Attachment
10. (8) 235/75R X 17.5 Tires on a Tandem Axle with Solid Walking Beam Suspension
11. Hydraulic Folding Design
12. Dual Rear Hydraulic Gear Box for Floor Chain
13. Paint - White with Blue Trim

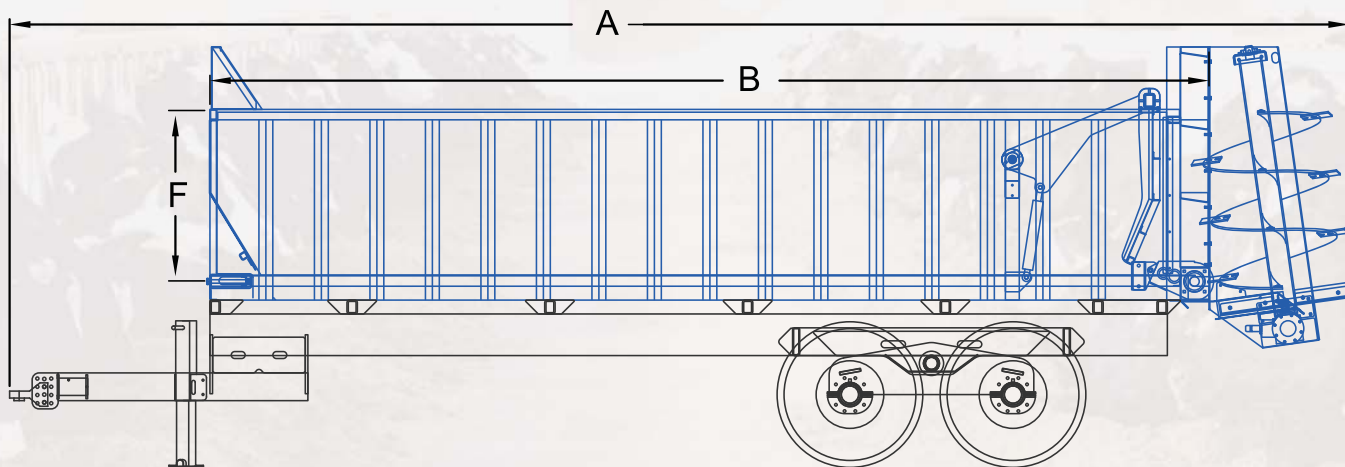


MBMVB-2204

# MBMVB-2404 MECHANICAL VERTICAL SPREADER

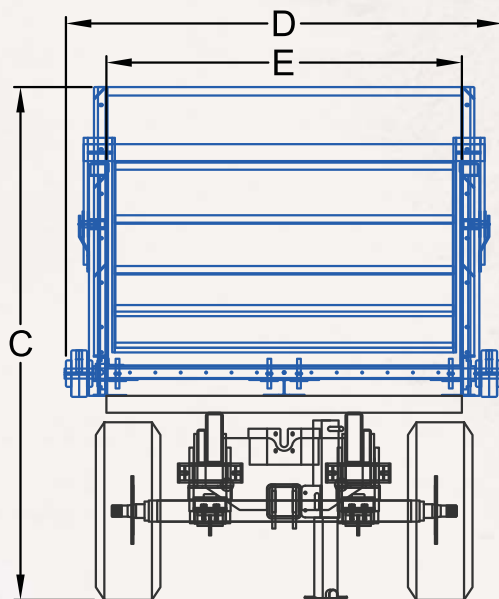
[ TRAILER-MOUNT ]

## [ DIAGRAM ]



| UNIT SPECIFICATIONS |                              |       |
|---------------------|------------------------------|-------|
|                     | NUMBER OF AXLES              | 2     |
|                     | VOLUME (CU. YD.)             | 24.88 |
| A                   | OVERALL LENGTH               | 386"  |
| B                   | CHAMBER LENGTH               | 288"  |
| C                   | OVERALL HEIGHT               | 121"  |
| D                   | OVERALL WIDTH                | 103½" |
| E                   | CHAMBER WIDTH                | 84"   |
| F                   | CHAMBER DEPTH                | 48"   |
|                     | TRACTOR PTO MIN. HORSE POWER | 180   |

\* 385/65R22.5 TIRES 4X



MBMVB-2404

# MBMVB-2404 MECHANICAL VERTICAL SPREADER

[ TRAILER-MOUNT ]

## [ STANDARD EQUIPMENT ]

1. 7FT Width I.D.
2. 4FT Side Walls (UHMW Lined)
3. 7ga Floor Material
4. WR-78 Dual Apron Chain with Tube Slats
5. Cab Protector
6. Steel Hydraulic Lines
7. Drive Shaft 2-7/16" / Idler Shaft 2"
8. PTO Drive with Shear Bolt and Ratchet Clutch
9. Mechanical Vertical Beater Attachment
10. (8) 235/75R X 17.5 Tires on a Tandem Axle with Solid Walking Beam Suspension
11. Hydraulic Folding Design
12. Dual Rear Hydraulic Gear Box for Floor Chain
13. Paint - White with Blue Trim

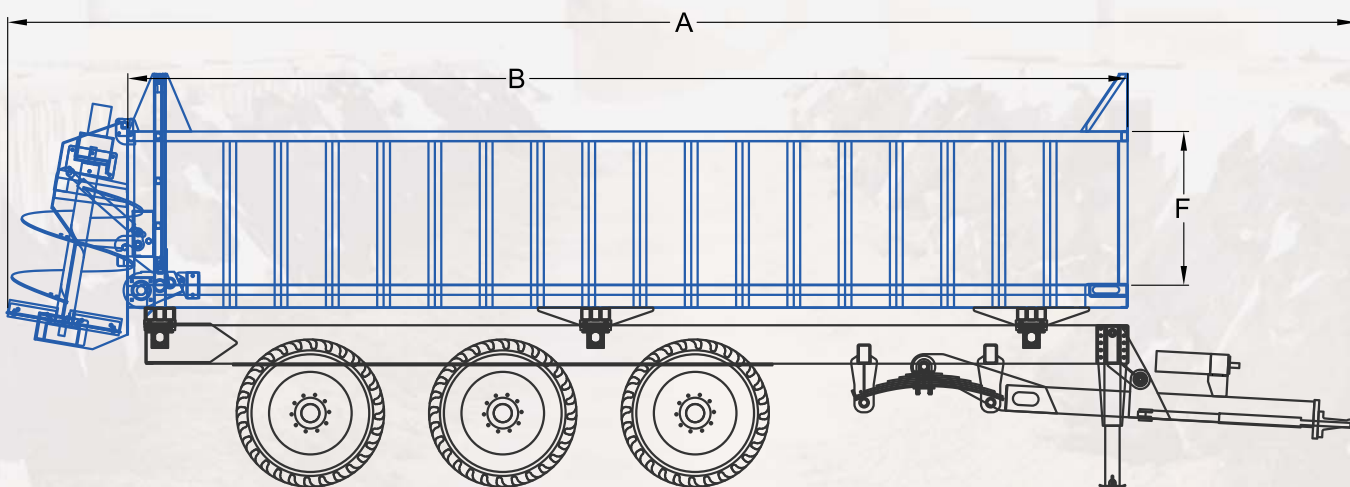


MBMVB-2404

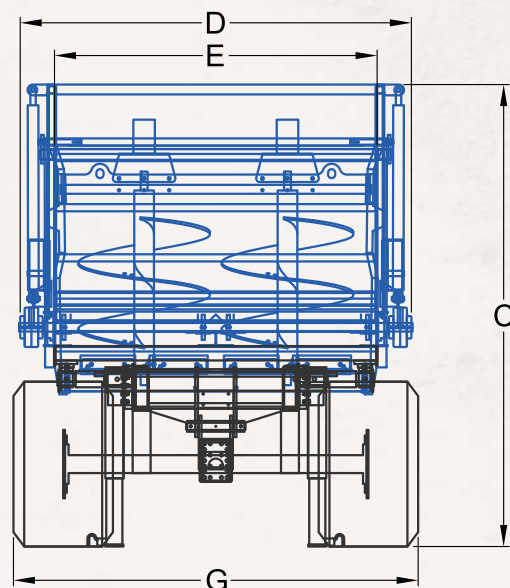
# MBVB-2604 HYDROSTATIC VERTICAL SPREADER

[ TRAILER-MOUNT ]

## [ DIAGRAM ]



| UNIT SPECIFICATIONS |                              |       |
|---------------------|------------------------------|-------|
|                     | NUMBER OF AXLES              | 3     |
|                     | VOLUME (CU. YD.)             | 29    |
| A                   | OVERALL LENGTH               | 421"  |
| B                   | CHAMBER LENGTH               | 312"  |
| C                   | OVERALL HEIGHT               | 129"  |
| D                   | OVERALL WIDTH                | 109½" |
| E                   | CHAMBER WIDTH                | 90"   |
| F                   | CHAMBER DEPTH                | 48"   |
| G                   | OVERALL WIDTH OF TIRES       | 113"  |
|                     | TRACTOR PTO MIN. HORSE POWER | 175   |



\* 700/40-22.5 (18ply) Floatation Tires 6x

# MBVB-2604 HYDROSTATIC VERTICAL SPREADER

[ TRAILER-MOUNT ]

## [ STANDARD EQUIPMENT ]

1. 7 Ft. Width I.D.
2. WR-78 Dual Apron Chain with Tube Slats
3. 7ga Floor Material
4. Cab Protector
5. Dual Rear Drives on Floor
6. Steel Hydraulic Lines
7. Drive Shaft 2 7/16" / Idler Shaft 2"
8. Hydraulic Vertical Beater Attachment
9. Guillotine Gate with 2 Cylinders Mounted on Box
10. Wet Kit for Beaters Driven by Tractor PTO
11. 2 Section Gear Pump (Pressure Compensated)
12. Reservoir (70gal)
13. Triple Axle with Spring Suspension with Forced Steering for Front and Rear Axles
14. Ball and Coupler Hitch
15. 6 X700/40-225 (18ply) Floatation Tires (16,970 Lb. Capacity)
16. 6 X 22.5 X24 Plate Wheels
17. Drawbar with 16,000 lbs Spring Pack
18. Hydraulic Brakes on All Axles (Supplied by Tractor)
19. All Plumbing to Tractor
20. Painted White with Blue Trim

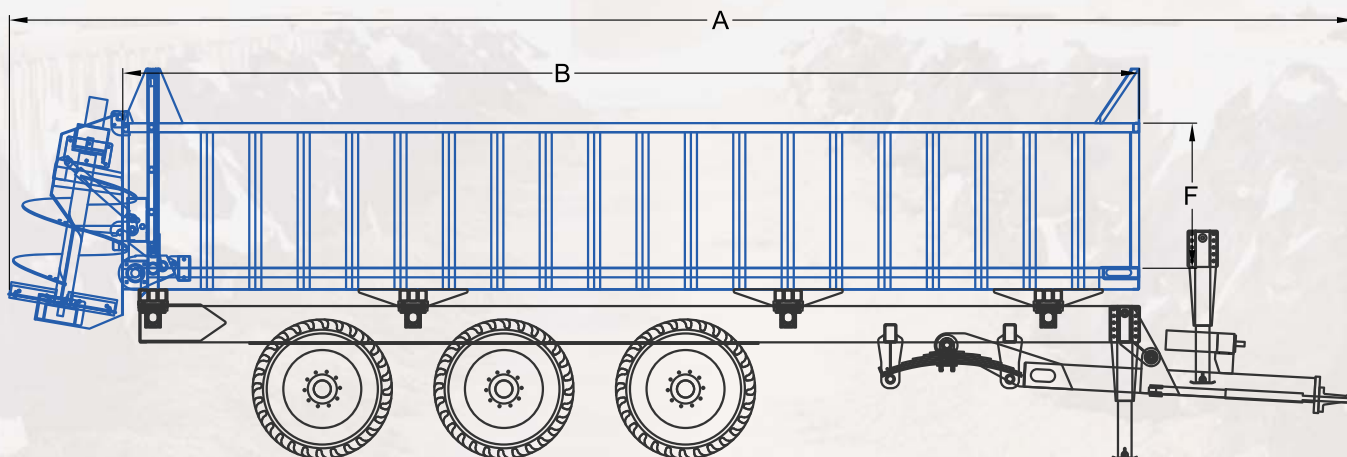


MBVB-2604

# MBVB-2804 HYDROSTATIC VERTICAL SPREADER

[ TRAILER-MOUNT ]

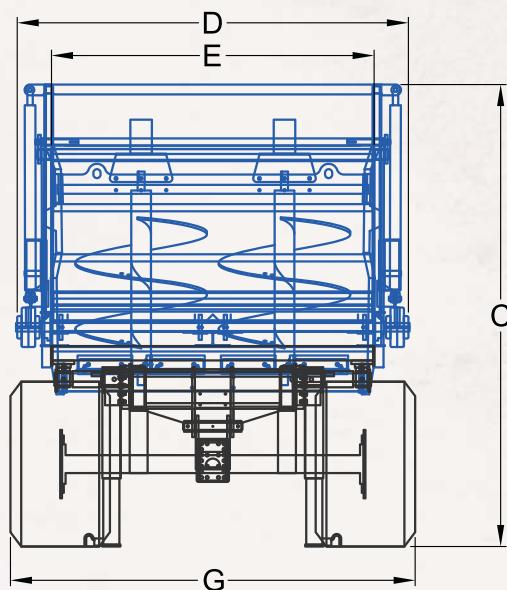
## [ DIAGRAM ]



### UNIT SPECIFICATIONS

|   |                              |       |
|---|------------------------------|-------|
|   | NUMBER OF AXLES              | 3     |
|   | VOLUME (CU. YD.)             | 31    |
| A | OVERALL LENGTH               | 445"  |
| B | CHAMBER LENGTH               | 336"  |
| C | OVERALL HEIGHT               | 129"  |
| D | OVERALL WIDTH                | 109½" |
| E | CHAMBER WIDTH                | 90"   |
| F | CHAMBER DEPTH                | 48"   |
| G | OVERALL WIDTH OF TIRES       | 113"  |
|   | TRACTOR PTO MIN. HORSE POWER | 175   |

\* 700/40-22.5 (18ply) Floatation Tires 6x



MBVB-2804

# MBVB-2804 HYDROSTATIC VERTICAL SPREADER

[ TRAILER-MOUNT ]

## [ STANDARD EQUIPMENT ]

1. 7 Ft. Width I.D.
2. WR-78 Dual Apron Chain with Tube Slats
3. 7ga Floor Material
4. Cab Protector
5. Dual Rear Drives on Floor
6. Steel Hydraulic Lines
7. Drive Shaft 2 7/16" / Idler Shaft 2"
8. Hydraulic Vertical Beater Attachment
9. Guillotine Gate with 2 Cylinders Mounted on Box
10. Wet Kit for Beaters Driven by Tractor PTO
11. 2 Section Gear Pump (Pressure Compensated)
12. Reservoir (70gal)
13. Triple Axle with Spring Suspension with Forced Steering for Front and Rear Axles
14. Ball and Coupler Hitch
15. 6 X700/40-225 (18ply) Floatation Tires (16,970 Lb. Capacity)
16. 6 X 22.5 X24 Plate Wheels
17. Drawbar with 16,000 lbs Spring Pack
18. Hydraulic Brakes on All Axles (Supplied by Tractor)
19. All Plumbing to Tractor
20. Painted White with Blue Trim

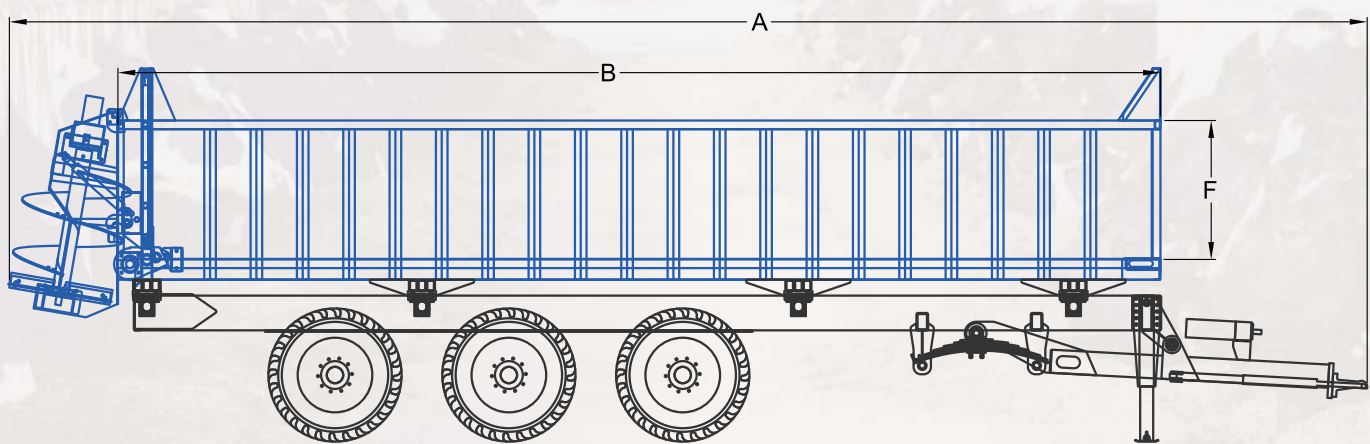


MBVB-2804

# MBVB-3004 HYDROSTATIC VERTICAL SPREADER

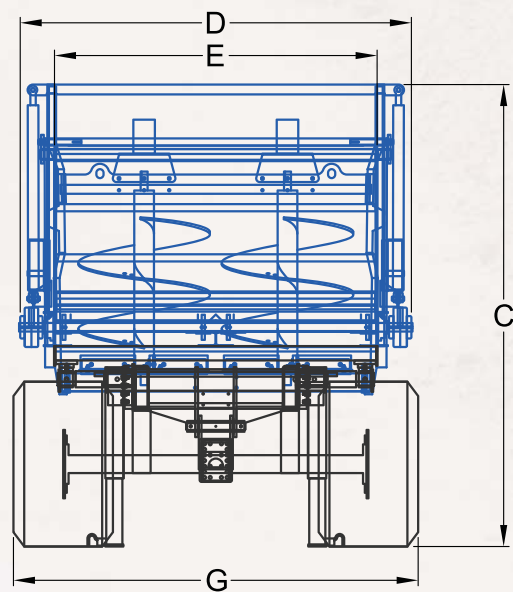
[ TRAILER-MOUNT ]

## [ DIAGRAM ]



| UNIT SPECIFICATIONS |                              |       |
|---------------------|------------------------------|-------|
|                     | NUMBER OF AXLES              | 3     |
|                     | VOLUME (CU. YD.)             | 33    |
| A                   | OVERALL LENGTH               | 469"  |
| B                   | CHAMBER LENGTH               | 360"  |
| C                   | OVERALL HEIGHT               | 129"  |
| D                   | OVERALL WIDTH                | 109½" |
| E                   | CHAMBER WIDTH                | 90"   |
| F                   | CHAMBER DEPTH                | 48"   |
| G                   | OVERALL WIDTH OF TIRES       | 113"  |
|                     | TRACTOR PTO MIN. HORSE POWER | 200   |

\* 700/40-22.5 (18ply) Floatation Tires 6x



MBVB-3004

# MBVB-3004 HYDROSTATIC VERTICAL SPREADER

[ TRAILER-MOUNT ]

## [ STANDARD EQUIPMENT ]

1. 7 Ft. Width I.D.
2. WR-78 Dual Apron Chain with Tube Slats
3. 7ga Floor Material
4. Cab Protector
5. Dual Rear Drives on Floor
6. Steel Hydraulic Lines
7. Drive Shaft 2 7/16" / Idler Shaft 2"
8. Hydraulic Vertical Beater Attachment
9. Guillotine Gate with 2 Cylinders Mounted on Box
10. Wet Kit for Beaters Driven by Tractor PTO
11. 2 Section Gear Pump (Pressure Compensated)
12. Reservoir (70gal)
13. Triple Axle with Spring Suspension with Forced Steering for Front and Rear Axles
14. Ball and Coupler Hitch
15. 6 X700/40-225 (18ply) Floatation Tires (16,970 Lb. Capacity)
16. 6 X 22.5 X24 Plate Wheels
17. Drawbar with 16,000 lbs Spring Pack
18. Hydraulic Brakes on All Axles (Supplied by Tractor)
19. All Plumbing to Tractor
20. Painted White with Blue Trim

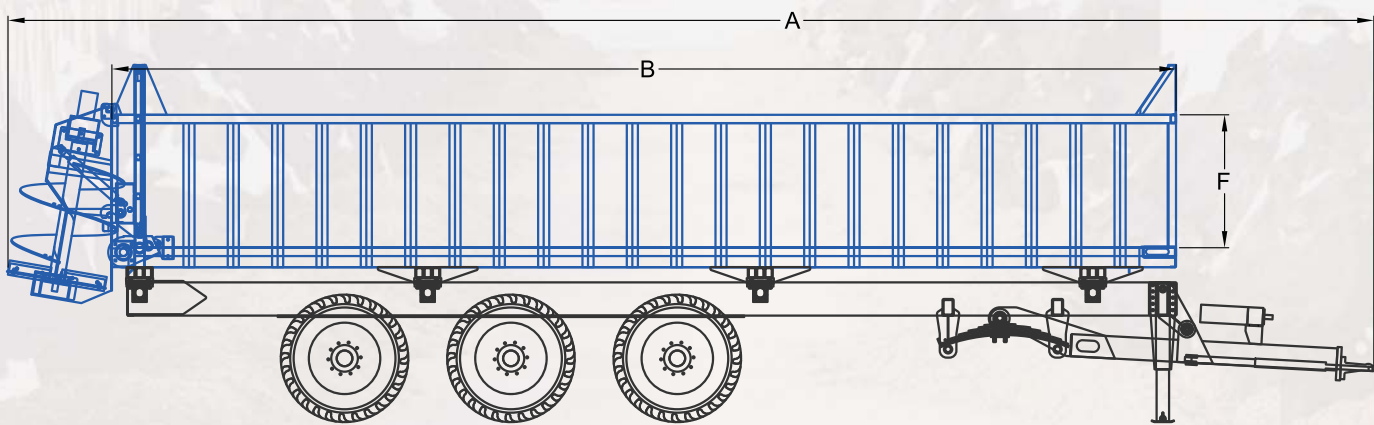


MBVB-3004

# MBVB-3204 HYDROSTATIC VERTICAL SPREADER

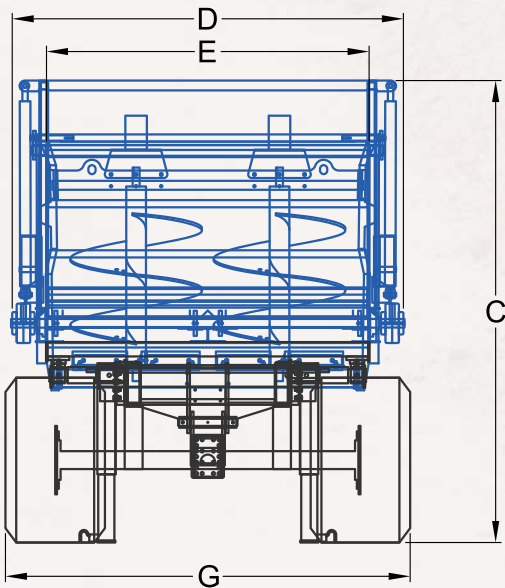
[ TRAILER-MOUNT ]

## [ DIAGRAM ]



| UNIT SPECIFICATIONS |                              |       |
|---------------------|------------------------------|-------|
|                     | NUMBER OF AXLES              | 3     |
|                     | VOLUME (CU. YD.)             | 35    |
| A                   | OVERALL LENGTH               | 493"  |
| B                   | CHAMBER LENGTH               | 384"  |
| C                   | OVERALL HEIGHT               | 129"  |
| D                   | OVERALL WIDTH                | 109½" |
| E                   | CHAMBER WIDTH                | 90"   |
| F                   | CHAMBER DEPTH                | 48"   |
| G                   | OVERALL WIDTH OF TIRES       | 113"  |
|                     | TRACTOR PTO MIN. HORSE POWER | 200   |

\* 700/40-22.5 (18ply) Floatation Tires 6x



MBVB-3204

# MBVB-3204 HYDROSTATIC VERTICAL SPREADER

[ TRAILER-MOUNT ]

## [ STANDARD EQUIPMENT ]

1. 7 Ft. Width I.D.
2. WR-78 Dual Apron Chain with Tube Slats
3. 7ga Floor Material
4. Cab Protector
5. Dual Rear Drives on Floor
6. Steel Hydraulic Lines
7. Drive Shaft 2 7/16" / Idler Shaft 2"
8. Hydraulic Vertical Beater Attachment
9. Guillotine Gate with 2 Cylinders Mounted on Box
10. Wet Kit for Beaters Driven by Tractor PTO
11. 2 Section Gear Pump (Pressure Compensated)
12. Reservoir (70gal)
13. Triple Axle with Spring Suspension with Forced Steering for Front and Rear Axles
14. Ball and Coupler Hitch
15. 6 X700/40-225 (18ply) Floatation Tires (16,970 Lb. Capacity)
16. 6 X 22.5 X24 Plate Wheels
17. Drawbar with 16,000 lbs Spring Pack
18. Hydraulic Brakes on All Axles (Supplied by Tractor)
19. All Plumbing to Tractor
20. Painted White with Blue Trim

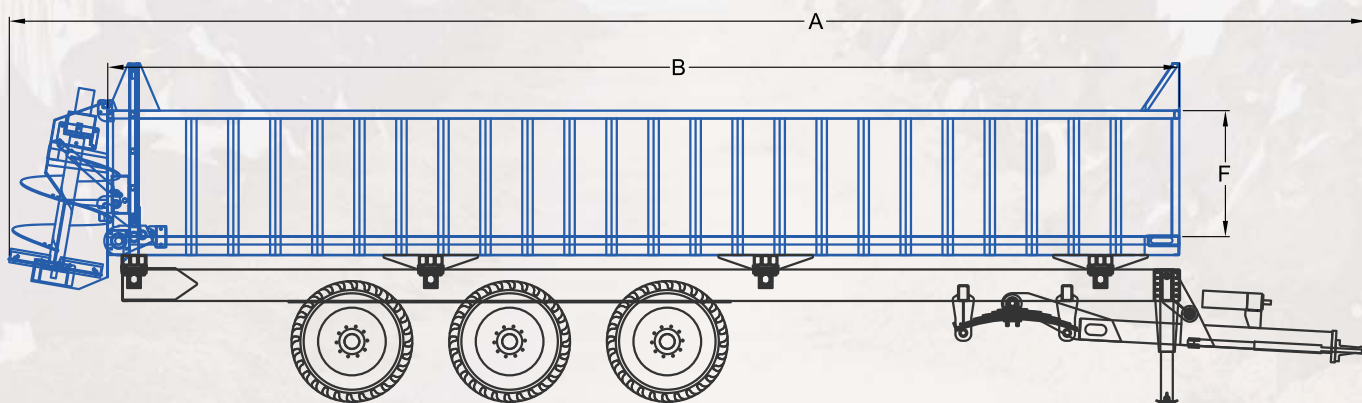


MBVB-3204

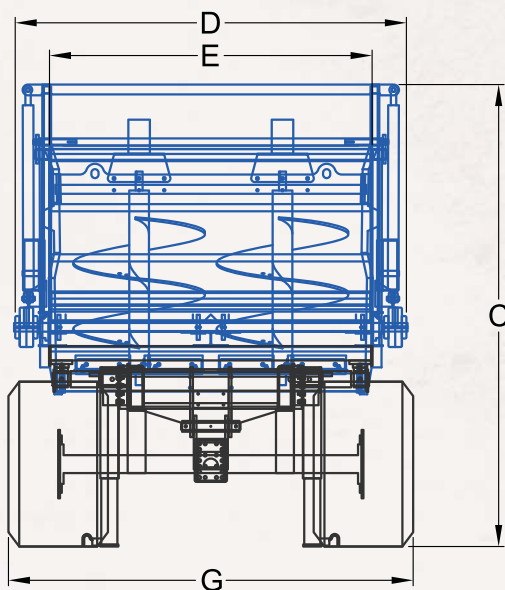
# MBVB-3404 HYDROSTATIC VERTICAL SPREADER

[ TRAILER-MOUNT ]

## [ DIAGRAM ]



| UNIT SPECIFICATIONS |                              |       |
|---------------------|------------------------------|-------|
|                     | NUMBER OF AXLES              | 3     |
|                     | VOLUME (CU. YD.)             | 37    |
| A                   | OVERALL LENGTH               | 517"  |
| B                   | CHAMBER LENGTH               | 408"  |
| C                   | OVERALL HEIGHT               | 129"  |
| D                   | OVERALL WIDTH                | 109½" |
| E                   | CHAMBER WIDTH                | 90"   |
| F                   | CHAMBER DEPTH                | 48"   |
| G                   | OVERALL WIDTH OF TIRES       | 113"  |
|                     | TRACTOR PTO MIN. HORSE POWER | 200   |



\* 700/40-22.5 (18ply) Floatation Tires 6x

MBVB-3404

# MBVB-3404 HYDROSTATIC VERTICAL SPREADER

[ TRAILER-MOUNT ]

## [ STANDARD EQUIPMENT ]

1. 7 Ft. Width I.D.
2. WR-78 Dual Apron Chain with Tube Slats
3. 7ga Floor Material
4. Cab Protector
5. Dual Rear Drives on Floor
6. Steel Hydraulic Lines
7. Drive Shaft 2 7/16" / Idler Shaft 2"
8. Hydraulic Vertical Beater Attachment
9. Guillotine Gate with 2 Cylinders Mounted on Box
10. Wet Kit for Beaters Driven by Tractor PTO
11. 2 Section Gear Pump (Pressure Compensated)
12. Reservoir (70gal)
13. Triple Axle with Spring Suspension with Forced Steering for Front and Rear Axles
14. Ball and Coupler Hitch
15. 6 X700/40-225 (18ply) Floatation Tires (16,970 Lb. Capacity)
16. 6 X 22.5 X24 Plate Wheels
17. Drawbar with 16,000 lbs Spring Pack
18. Hydraulic Brakes on All Axles (Supplied by Tractor)
19. All Plumbing to Tractor
20. Painted White with Blue Trim



MBVB-3404

# LAIRD TRAILER-MOUNT SPREADER

## [ OPTIONS ]

### Trailer-Mount Manure Boxes - *Mechanical Vertical Spreader*

1. (8) 235/75R X 17.5 Tires on a Tandem Axle with Single Point Suspension
2. Tire Options:
  - (8) 275/70R X 22.5
  - (8) Super Single 385/65R X 22.5
3. Non-Standard Paint Color
4. Custom-Made Decal

### Trailer-Mount Manure Boxes - *Hydrostatic Vertical Spreader*

1. Swing Out Beater
2. Swinging Gate
3. Weighing System Compatible Subframe 8 Weighbars
4. 3/8" UHMW Liner On Floor
5. Freestall Filler Attachment
6. Non-Standard Paint Color
7. Custom-Made Decals

# LAIRD TRAILER-MOUNT SPREADER

## [ SPECIFICATION SHEET ]

Customer Name: \_\_\_\_\_ Company Name: \_\_\_\_\_

Date: \_\_\_\_\_ Model: \_\_\_\_\_

| Options           |   | Yes | Price |
|-------------------|---|-----|-------|
| <b>BASE PRICE</b> |   |     |       |
| 1.                | Overall Length: _____ Ft.   |     |       |
| 2.                | Width Inside: 7 Ft.   |     |       |
| 3.                | Wall height: 4 Ft.  |     |       |
| 4.                | PTO Installation  |     |       |
| 5.                | Beater Attachment Swing-out Option Available  |     |       |
| 6.                | Weighing System Compatible Sub-frame  |     |       |
| 7.                | Weighbars _____ 2 1/8" _____ 2 1/2"   |     |       |
| 8.                | Digistar Indicator (Part # _____)   |     |       |
| 9.                | ____ Tandem Axle Single Point Suspension<br>____ Tandem Axle with Solid Walking Beam Suspension |     |       |
| 10.               | Tire Size:  |     |       |
| 11.               | Drawbar/Hitch:<br>Single Lip _____<br>Double Lip _____<br>Bull Pull _____<br>Pin Size _____     |     |       |
| 12.               | Rear Door:<br>(Standard) Hydraulic Folding Design _____<br>Hydraulic Vertical Design _____      |     |       |
| 13.               | UHMW Liner on Floor   |     |       |
| 14.               | UHMW Liner on Walls   |     |       |
| 15.               | Special Paint Color   |     |       |
| 16.               | Custom Decals   |     |       |

Comments:

# Every Laird Product Is *Custom Built* For You.



531 S. Hwy. 59 | Merced, CA 95341  
P: (209) 722-4145 | F: (209) 349-8934  
sales@lairdmfg.com | [www.lairdmfg.com](http://www.lairdmfg.com)

