



"We are the Exception not the Compromise."

**LAIRD
SILAGE BOX SERIES**

[TABLE OF CONTENTS]

SB-2607 LAIRD SILAGE BOX (SBR)	3
<i>DIAGRAM</i>	3
<i>STANDARD EQUIPMENT DETAILS</i>	4
SB-2807 LAIRD SILAGE BOX (SBR)	5
<i>DIAGRAM</i>	5
<i>STANDARD EQUIPMENT DETAILS</i>	6
SB-3007 LAIRD SILAGE BOX (SBR)	7
<i>DIAGRAM</i>	7
<i>STANDARD EQUIPMENT DETAILS</i>	8
SB-3207 LAIRD SILAGE BOX (SBR)	9
<i>DIAGRAM</i>	9
<i>STANDARD EQUIPMENT DETAILS</i>	10
SB-3407 LAIRD SILAGE BOX (SBR)	11
<i>DIAGRAM</i>	11
<i>STANDARD EQUIPMENT DETAILS</i>	12
SB-3607 LAIRD SILAGE BOX (SBR)	13
<i>DIAGRAM</i>	13
<i>STANDARD EQUIPMENT DETAILS</i>	14
LAIRD SILAGE BOX (SBR) OPTIONS	15
LAIRD SILAGE BOX (SBR) SPECIFICATION SHEET	16
SB-1867 LAIRD TRUCK MOUNTED SILAGE BOX (SBT)	17
<i>DIAGRAM</i>	17
<i>STANDARD EQUIPMENT DETAILS</i>	18
SB-2067 LAIRD TRUCK MOUNTED SILAGE BOX (SBT)	19
<i>DIAGRAM</i>	19
<i>STANDARD EQUIPMENT DETAILS</i>	20
SB-2267 LAIRD TRUCK MOUNTED SILAGE BOX (SBT)	21
<i>DIAGRAM</i>	21
<i>STANDARD EQUIPMENT DETAILS</i>	22

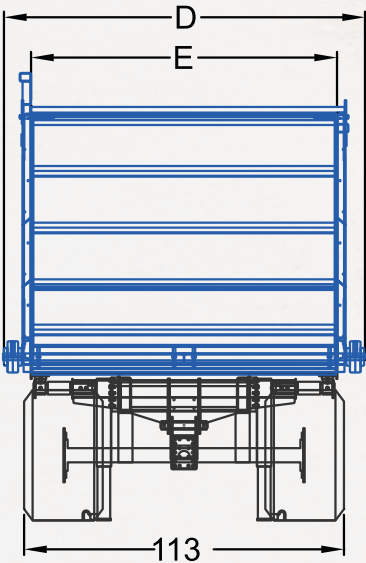
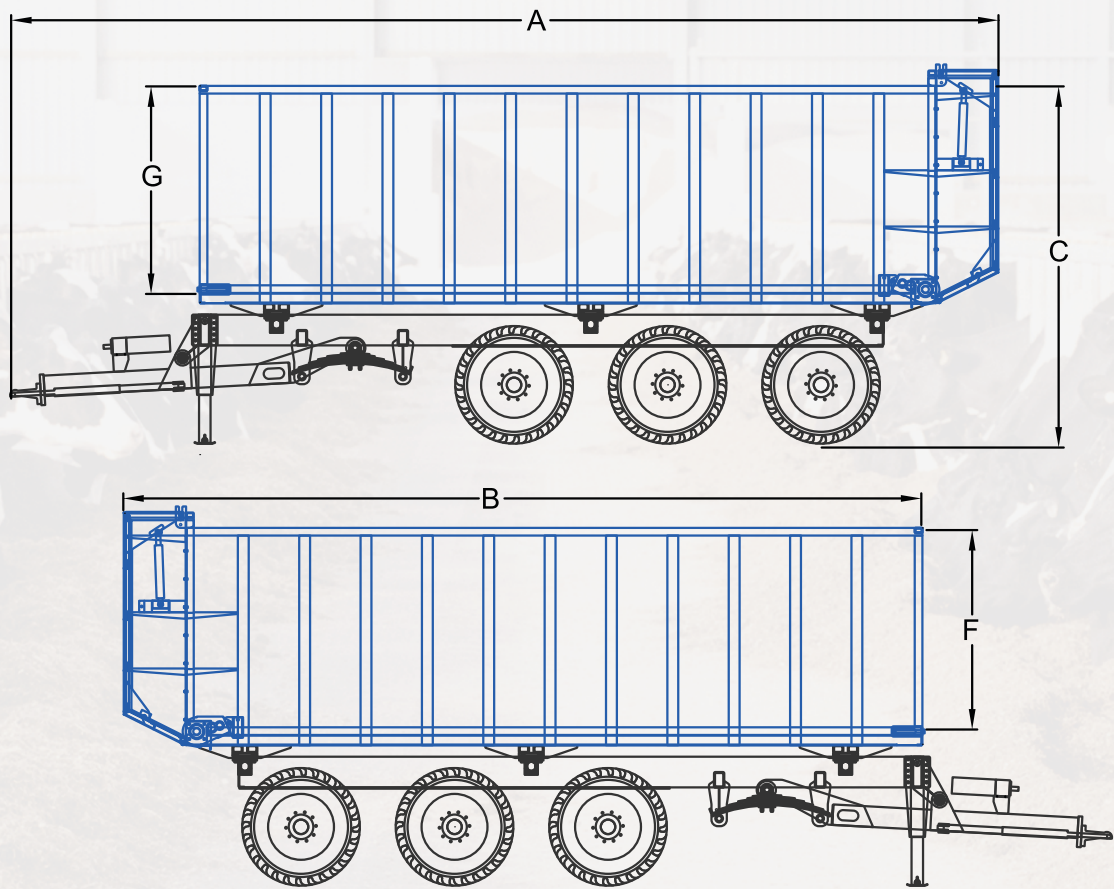
[TABLE OF CONTENTS: CONT]

SB-2467 LAIRD TRUCK MOUNTED SILAGE BOX (SBT)	23
<i>DIAGRAM</i>	23
<i>STANDARD EQUIPMENT DETAILS</i>	24
LAIRD TRUCK MOUNTED SILAGE BOX (SBT) OPTIONS	25
LAIRD TRUCK MOUNTED SILAGE BOX (SBT) SPECIFICATION SHEET	26



SB-2607 LAIRD TRAILER MOUNTED SILAGE BOX (SBR)

[DIAGRAM]



UNIT SPECIFICATIONS		
	NUMBER OF AXLES	3
	VOLUME (CU. FT.)	1638
A	OVERALL LENGTH	386"
B	CHAMBER LENGTH	312"
C	OVERALL HEIGHT	158"
D	OVERALL WIDTH	127½"
E	CHAMBER WIDTH	108"
F	RIGHT WALL HEIGHT	78"
G	LEFT WALL HEIGHT	96"

* 700/40-22.5 (18PLY) FLOTATION TIRES 6X

SB-2607(SBR)

SB-2607 LAIRD SILAGE BOX (SBR)

[STANDARD EQUIPMENT]

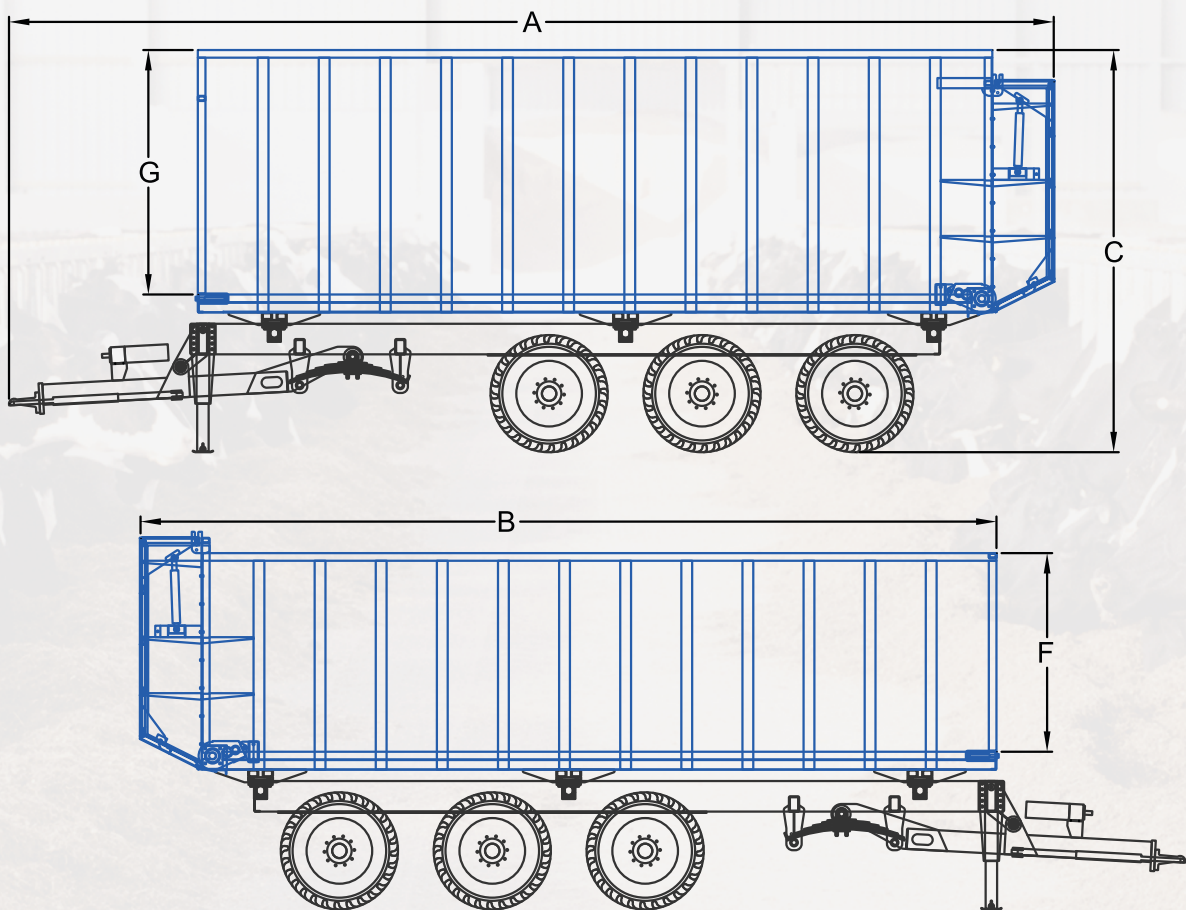
1. 10 ga Floor
2. ½" MDO
3. 2 7/16" Drive Shaft (1 Piece)
4. 2" Idler Shaft
5. Stainless Steel Runners Under Chain
6. Front Panel Made from Expanded Steel
7. Dual Floor Drive (2 X OMS 80 with Auburn Gearbox)
8. Triple Axle System with Forced Steering on the Front Axle and Rear Axle (36T Capacity) (Hydraulic (Brakes included) on all Axles). Also included 2 Hydraulic Cylinders for the Forced Steering Medium
9. Heavy Duty Chassis made from Tubing
10. Hydraulic Jack Stand Mounted on Drawbar
11. 6 X 700/40-225 (18 Ply) Flotation Tires (16,970 lbs Capacity)
12. 6 X 22.5 X 24 Plate Wheels
13. Painted White with Blue Trim
14. Drawbar with 16,000 lbs Spring pack
15. Scharmüller Ball and Coupler Hitch
16. WR-78 Chain (Big Barrel) with 2" Tubing (2X1X3/16")
17. 2 Hoses for Opening and Closing Rear Door
18. 2 Hoses for Operation of Hydraulic Floor



SB-2607(SBR)

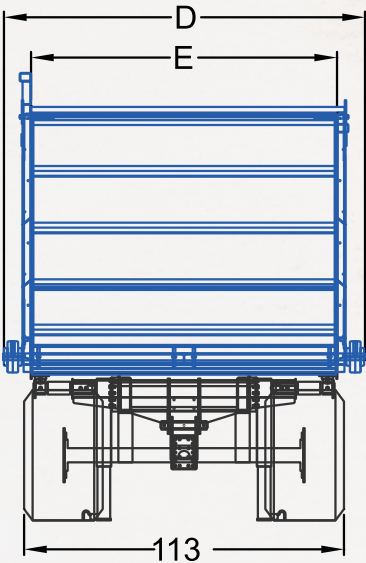
SB-2807 LAIRD TRAILER MOUNTED SILAGE BOX (SBR)

[DIAGRAM]



UNIT SPECIFICATIONS		
	NUMBER OF AXLES	3
	VOLUME (CU. FT.)	1764
A	OVERALL LENGTH	410"
B	CHAMBER LENGTH	336"
C	OVERALL HEIGHT	158"
D	OVERALL WIDTH	127½"
E	CHAMBER WIDTH	108"
F	RIGHT WALL HEIGHT	78"
G	LEFT WALL HEIGHT	96"

* 700/40-22.5 (18PLY) FLOTATION TIRES 6X



SB-2807(SBR)

SB-2807 LAIRD SILAGE BOX (SBR)

[STANDARD EQUIPMENT]

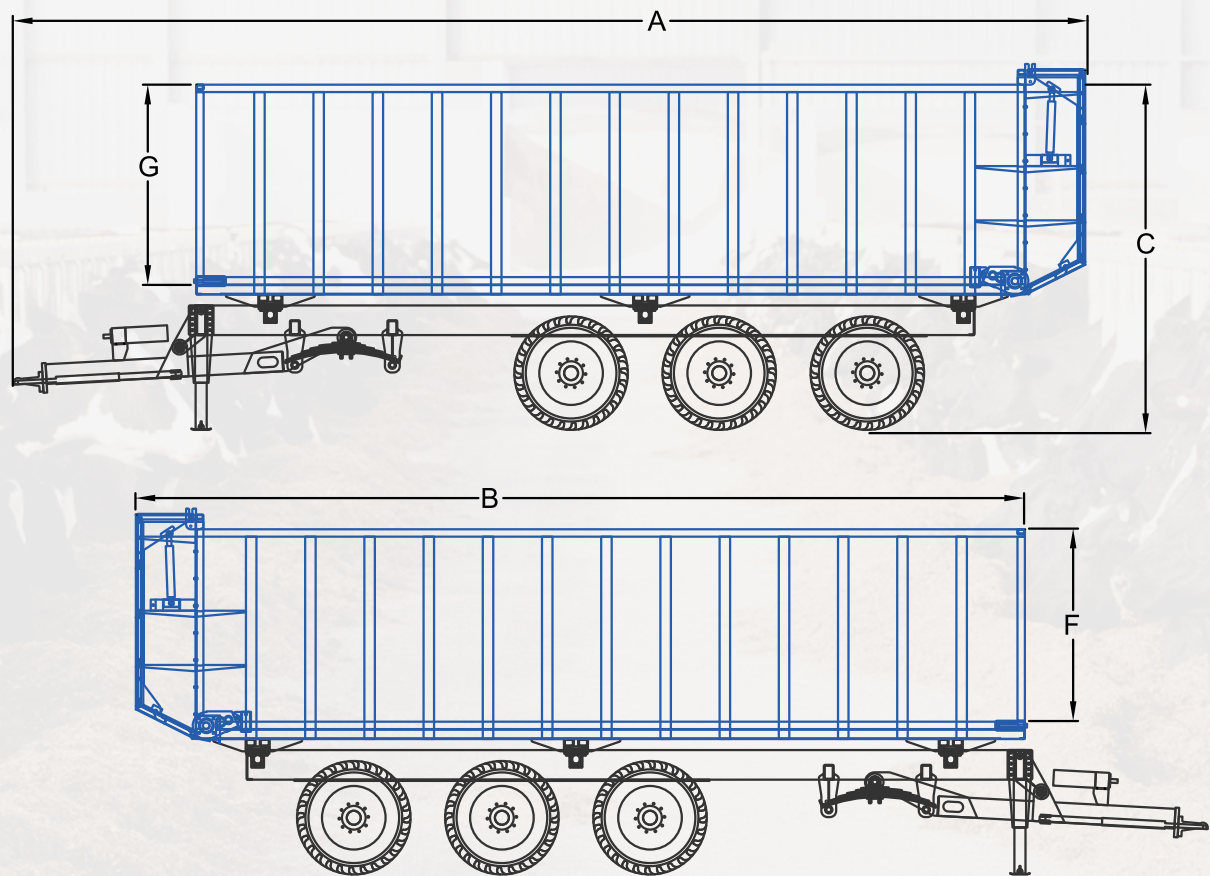
1. 10 ga Floor
2. ½" MDO
3. 2 7/16" Drive Shaft (1 Piece)
4. 2" Idler Shaft
5. Stainless Steel Runners Under Chain
6. Front Panel Made from Expanded Steel
7. Dual Floor Drive (2 X OMS 80 with Auburn Gearbox)
8. Triple Axle System with Forced Steering on the Front Axle and Rear Axle (36T Capacity) (Hydraulic (Brakes included) on all Axles). Also included 2 Hydraulic Cylinders for the Forced Steering Medium
9. Heavy Duty Chassis made from Tubing
10. Hydraulic Jack Stand Mounted on Drawbar
11. 6 X 700/40-225 (18 Ply) Flotation Tires (16,970 lbs Capacity)
12. 6 X 22.5 X 24 Plate Wheels
13. Painted White with Blue Trim
14. Drawbar with 16,000 lbs Spring pack
15. Scharmüller Ball and Coupler Hitch
16. WR-78 Chain (Big Barrel) with 2" Tubing (2X1X3/16")
17. 2 Hoses for Opening and Closing Rear Door
18. 2 Hoses for Operation of Hydraulic Floor



SB-2807(SBR)

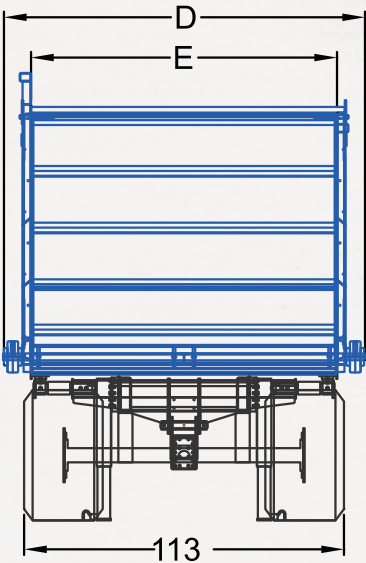
SB-3007 LAIRD TRAILER MOUNTED SILAGE BOX (SBR)

[DIAGRAM]



UNIT SPECIFICATIONS		
	NUMBER OF AXLES	3
	VOLUME (CU. FT.)	1890
A	OVERALL LENGTH	434"
B	CHAMBER LENGTH	360"
C	OVERALL HEIGHT	158"
D	OVERALL WIDTH	127½"
E	CHAMBER WIDTH	108"
F	RIGHT WALL HEIGHT	78"
G	LEFT WALL HEIGHT	96"

* 700/40-22.5 (18PLY) FLOTATION TIRES 6X



SB-3007(SBR)

SB-3007 LAIRD SILAGE BOX (SBR)

[STANDARD EQUIPMENT]

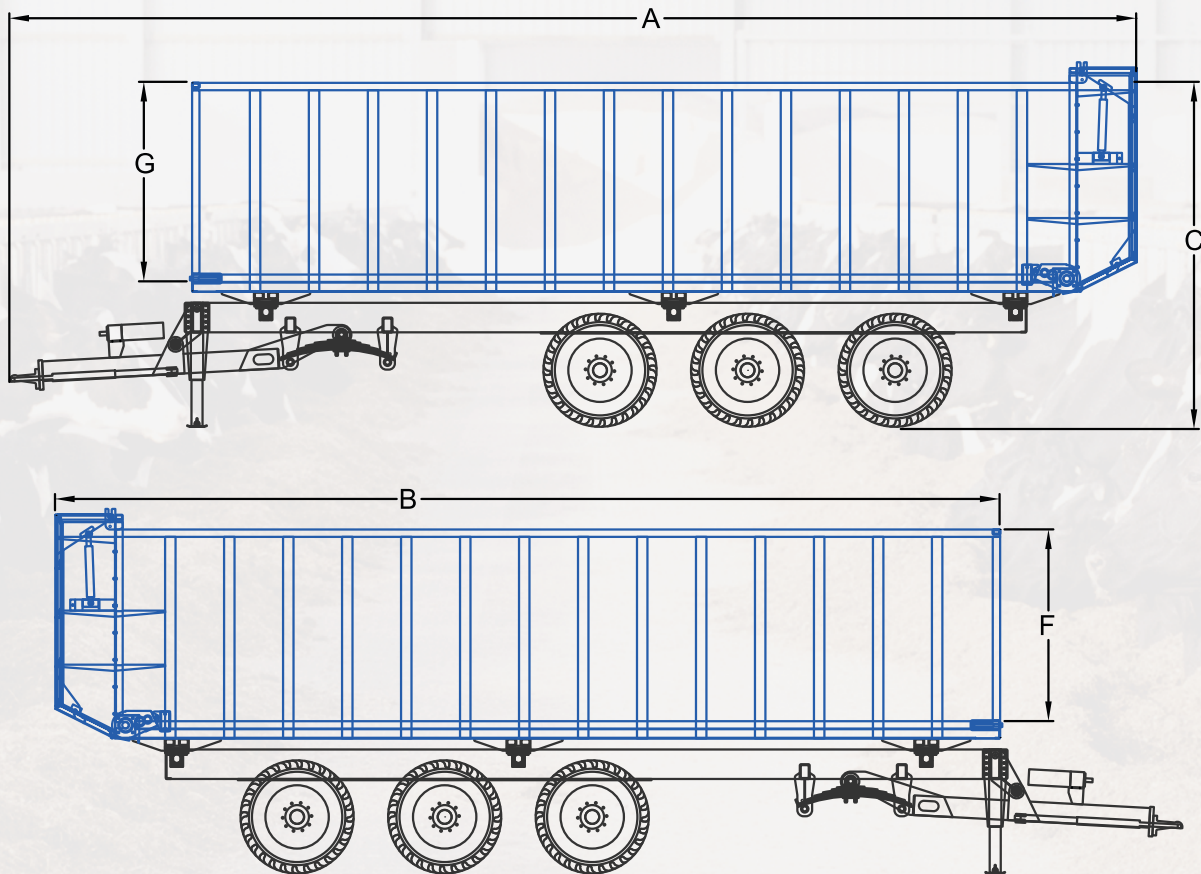
1. 10 ga Floor
2. ½" MDO
3. 2 7/16" Drive Shaft (1 Piece)
4. 2" Idler Shaft
5. Stainless Steel Runners Under Chain
6. Front Panel Made from Expanded Steel
7. Dual Floor Drive (2 X OMS 80 with Auburn Gearbox)
8. Triple Axle System with Forced Steering on the Front Axle and Rear Axle (36T Capacity) (Hydraulic (Brakes included) on all Axles). Also included 2 Hydraulic Cylinders for the Forced Steering Medium
9. Heavy Duty Chassis made from Tubing
10. Hydraulic Jack Stand Mounted on Drawbar
11. 6 X 700/40-225 (18 Ply) Flotation Tires (16,970 lbs Capacity)
12. 6 X 22.5 X 24 Plate Wheels
13. Painted White with Blue Trim
14. Drawbar with 16,000 lbs Spring pack
15. Scharmüller Ball and Coupler Hitch
16. WR-78 Chain (Big Barrel) with 2" Tubing (2X1X3/16")
17. 2 Hoses for Opening and Closing Rear Door
18. 2 Hoses for Operation of Hydraulic Floor



SB-3007(SBR)

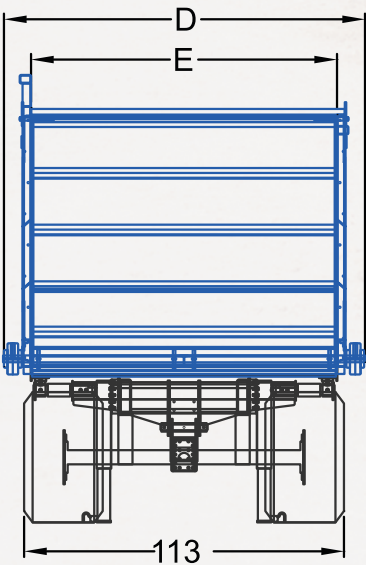
SB-3207 LAIRD TRAILER MOUNTED SILAGE BOX (SBR)

[DIAGRAM]



UNIT SPECIFICATIONS		
	NUMBER OF AXLES	3
	VOLUME (CU. FT.)	2016
A	OVERALL LENGTH	458"
B	CHAMBER LENGTH	384"
C	OVERALL HEIGHT	158"
D	OVERALL WIDTH	127½"
E	CHAMBER WIDTH	108"
F	RIGHT WALL HEIGHT	78"
G	LEFT WALL HEIGHT	96"

* 700/40-22.5 (18PLY) FLOTATION TIRES 6X



SB-3207(SBR)

SB-3207 LAIRD SILAGE BOX (SBR)

[STANDARD EQUIPMENT]

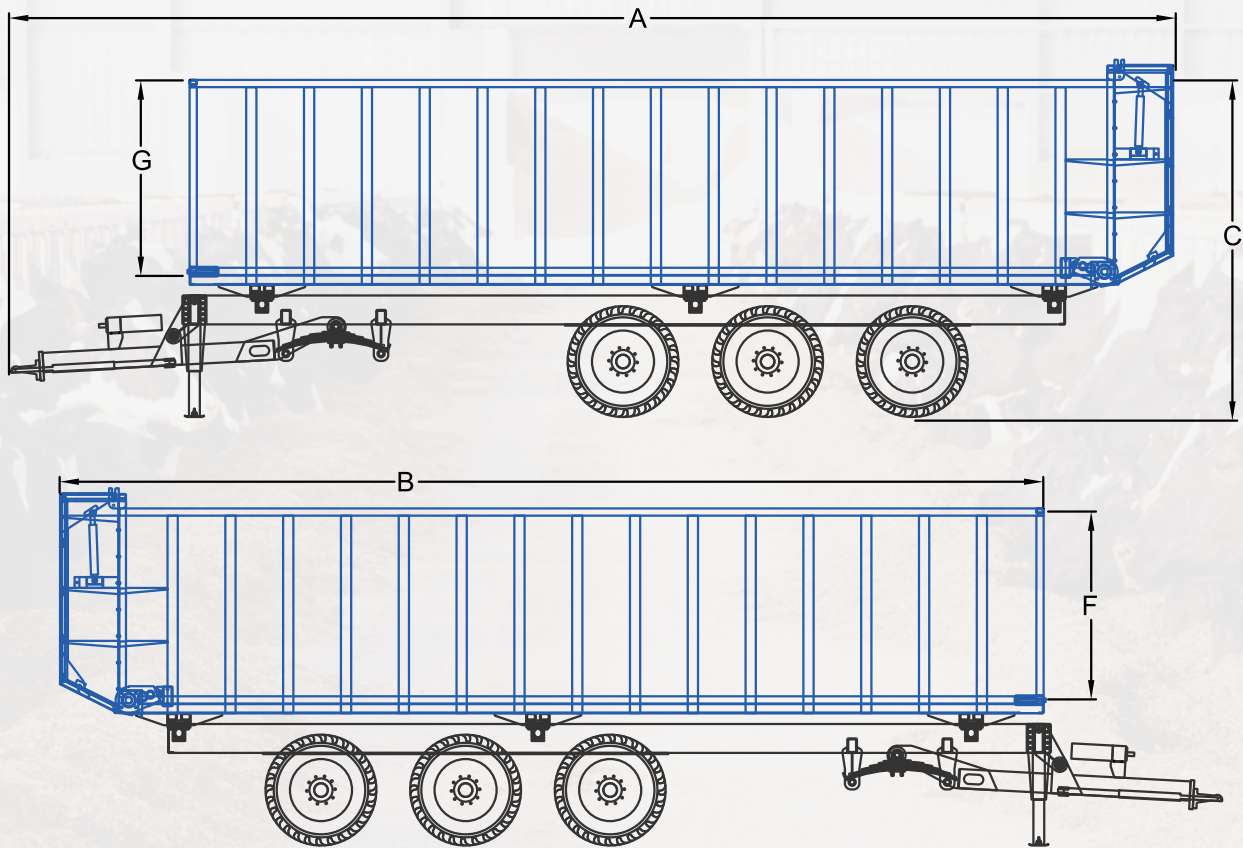
1. 10 ga Floor
2. ½" MDO
3. 2 7/16" Drive Shaft (1 Piece)
4. 2" Idler Shaft
5. Stainless Steel Runners Under Chain
6. Front Panel Made from Expanded Steel
7. Dual Floor Drive (2 X OMS 80 with Auburn Gearbox)
8. Triple Axle System with Forced Steering on the Front Axle and Rear Axle (36T Capacity) (Hydraulic (Brakes included) on all Axles). Also included 2 Hydraulic Cylinders for the Forced Steering Medium
9. Heavy Duty Chassis made from Tubing
10. Hydraulic Jack Stand Mounted on Drawbar
11. 6 X 700/40-225 (18 Ply) Flotation Tires (16,970 lbs Capacity)
12. 6 X 22.5 X 24 Plate Wheels
13. Painted White with Blue Trim
14. Drawbar with 16,000 lbs Spring pack
15. Scharmüller Ball and Coupler Hitch
16. WR-78 Chain (Big Barrel) with 2" Tubing (2X1X3/16")
17. 2 Hoses for Opening and Closing Rear Door
18. 2 Hoses for Operation of Hydraulic Floor



SB-3207(SBR)

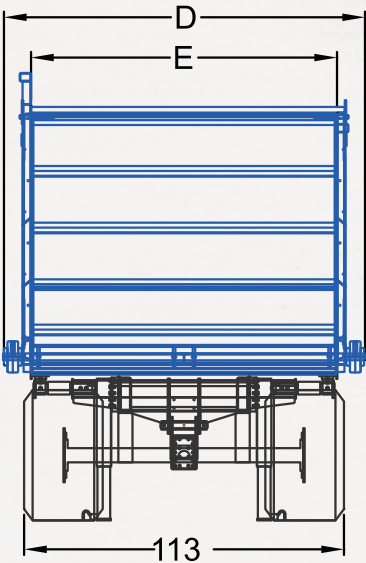
SB-3407 LAIRD TRAILER MOUNTED SILAGE BOX (SBR)

[DIAGRAM]



UNIT SPECIFICATIONS		
	NUMBER OF AXLES	3
	VOLUME (CU. FT.)	2124
A	OVERALL LENGTH	482"
B	CHAMBER LENGTH	408"
C	OVERALL HEIGHT	158"
D	OVERALL WIDTH	127½"
E	CHAMBER WIDTH	108"
F	RIGHT WALL HEIGHT	78"
G	LEFT WALL HEIGHT	96"

* 700/40-22.5 (18PLY) FLOTATION TIRES 6X



SB-3407(SBR)

SB-3407 LAIRD SILAGE BOX (SBR)

[STANDARD EQUIPMENT]

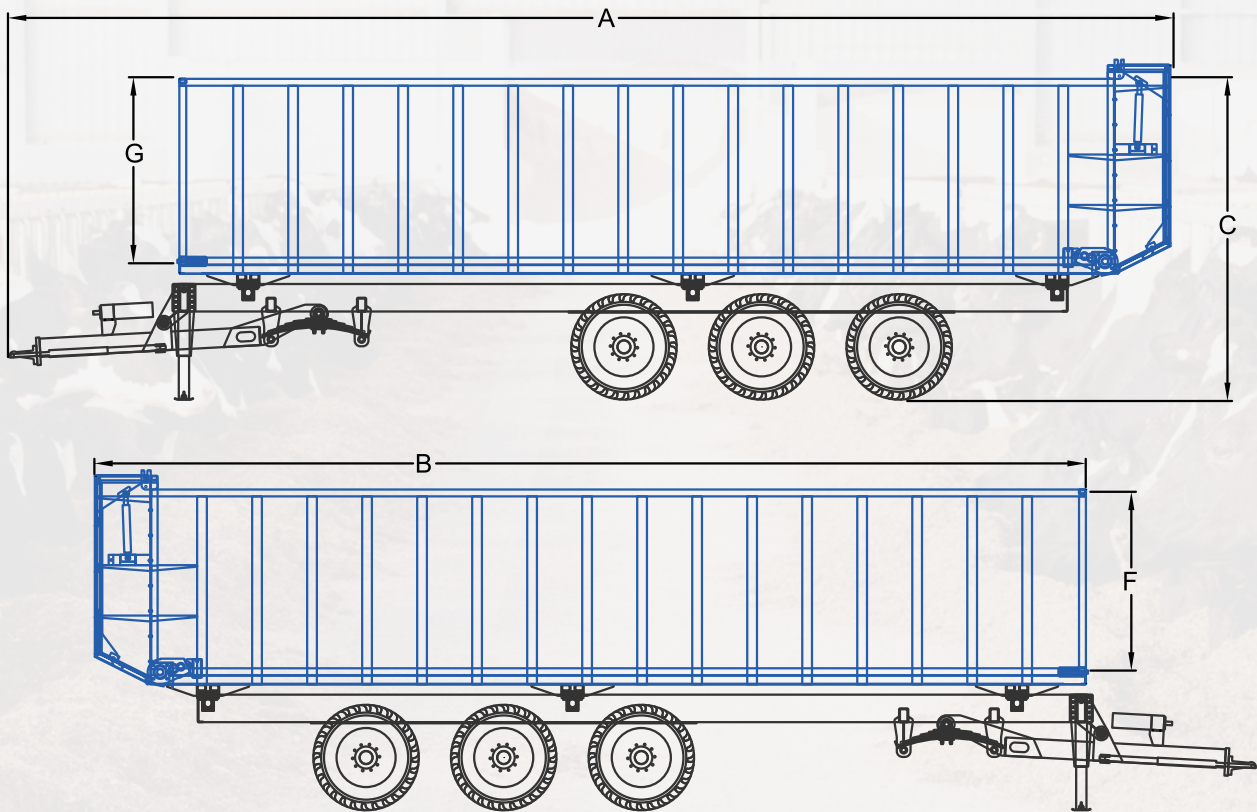
1. 10 ga Floor
2. ½" MDO
3. 2 7/16" Drive Shaft (1 Piece)
4. 2" Idler Shaft
5. Stainless Steel Runners Under Chain
6. Front Panel Made from Expanded Steel
7. Dual Floor Drive (2 X OMS 80 with Auburn Gearbox)
8. Triple Axle System with Forced Steering on the Front Axle and Rear Axle (36T Capacity) (Hydraulic (Brakes included) on all Axles). Also included 2 Hydraulic Cylinders for the Forced Steering Medium
9. Heavy Duty Chassis made from Tubing
10. Hydraulic Jack Stand Mounted on Drawbar
11. 6 X 700/40-225 (18 Ply) Flotation Tires (16,970 lbs Capacity)
12. 6 X 22.5 X 24 Plate Wheels
13. Painted White with Blue Trim
14. Drawbar with 16,000 lbs Spring pack
15. Scharmüller Ball and Coupler Hitch
16. WR-78 Chain (Big Barrel) with 2" Tubing (2X1X3/16")
17. 2 Hoses for Opening and Closing Rear Door
18. 2 Hoses for Operation of Hydraulic Floor



SB-3407(SBR)

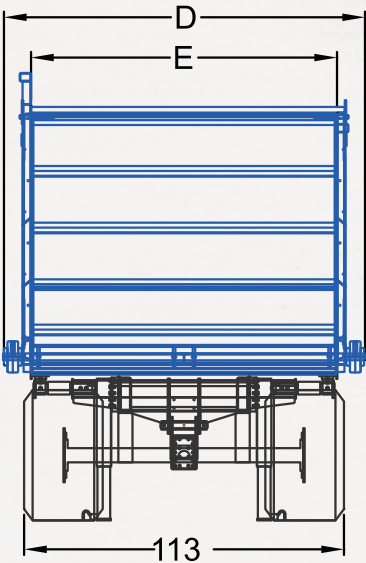
SB-3607 LAIRD TRAILER MOUNTED SILAGE BOX (SBR)

[DIAGRAM]



UNIT SPECIFICATIONS		
	NUMBER OF AXLES	3
	VOLUME (CU. FT.)	2268
A	OVERALL LENGTH	506"
B	CHAMBER LENGTH	432"
C	OVERALL HEIGHT	158"
D	OVERALL WIDTH	127½"
E	CHAMBER WIDTH	108"
F	RIGHT WALL HEIGHT	78"
G	LEFT WALL HEIGHT	96"

* 700/40-22.5 (18PLY) FLOTATION TIRES 6X



SB-3607(SBR)

SB-3607 LAIRD SILAGE BOX (SBR)

[STANDARD EQUIPMENT]

1. 10 ga Floor
2. ½" MDO
3. 2 7/16" Drive Shaft (1 Piece)
4. 2" Idler Shaft
5. Stainless Steel Runners Under Chain
6. Front Panel Made from Expanded Steel
7. Dual Floor Drive (2 X OMS 80 with Auburn Gearbox)
8. Triple Axle System with Forced Steering on the Front Axle and Rear Axle (36T Capacity) (Hydraulic (Brakes included) on all Axles). Also included 2 Hydraulic Cylinders for the Forced Steering Medium
9. Heavy Duty Chassis made from Tubing
10. Hydraulic Jack Stand Mounted on Drawbar
11. 6 X 700/40-225 (18 Ply) Flotation Tires (16,970 lbs Capacity)
12. 6 X 22.5 X 24 Plate Wheels
13. Painted White with Blue Trim
14. Drawbar with 16,000 lbs Spring pack
15. Scharmüller Ball and Coupler Hitch
16. WR-78 Chain (Big Barrel) with 2" Tubing (2X1X3/16")
17. 2 Hoses for Opening and Closing Rear Door
18. 2 Hoses for Operation of Hydraulic Floor



SB-3607(SBR)

LAIRD SILAGE BOX (SBR)

[OPTIONS]

1. Three Quarter California top (4 Folding Doors (Aluminum)) Complete with 1 Folding Door in the Front, all Controlled with Electric over Hydraulic Controls in the Cab
2. Weighing System Compatible Subframe (6 weighbars)
3. Special Paint Color
4. Custom-Made Decal

LAIRD SILAGE BOX SERIES

[SPECIFICATION SHEET]

Customer Name: _____ Company Name: _____

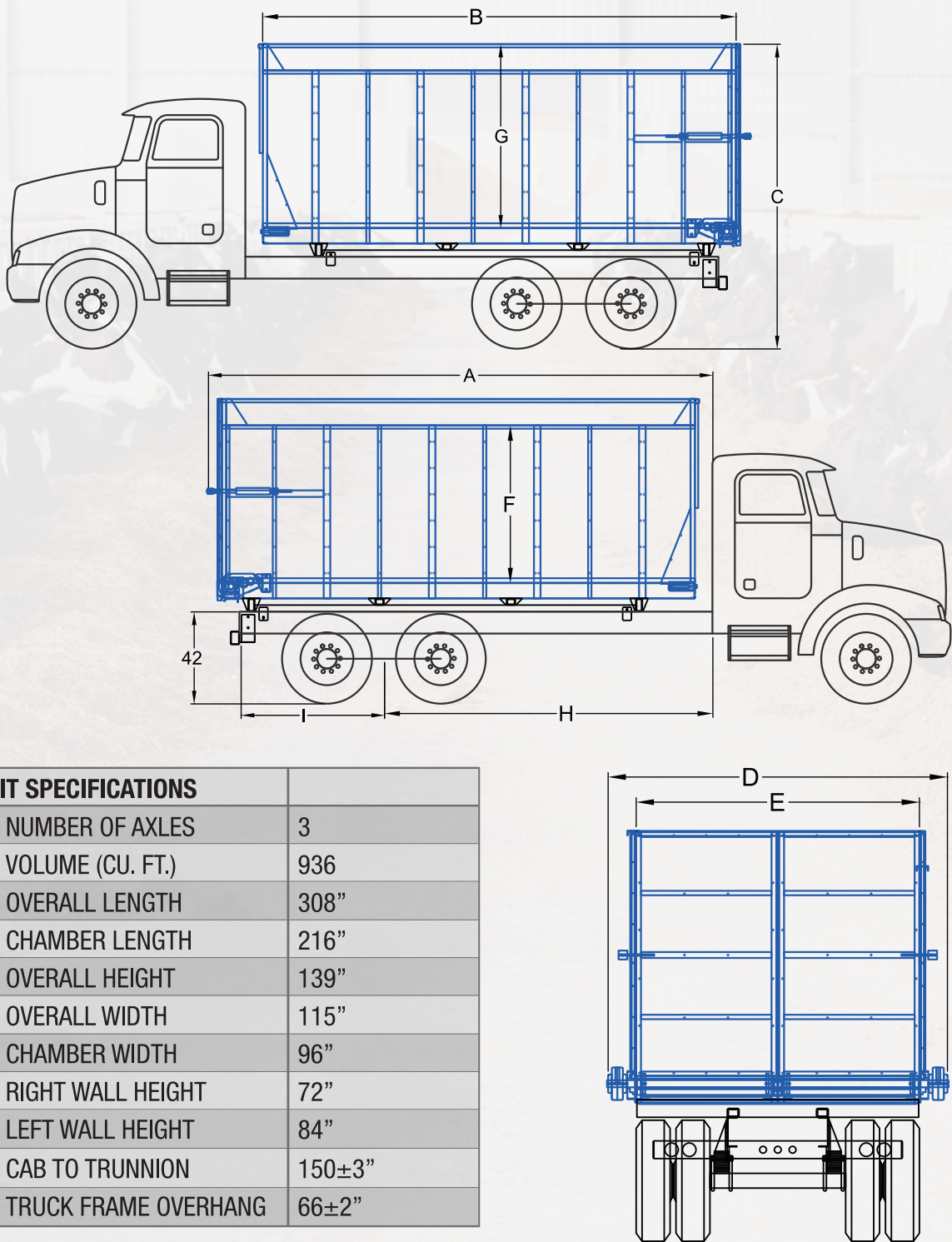
Date: _____ Model: _____

Options		Yes	Price
BASE PRICE			
1.	Overall Length: _____ FT		
2.	Wall Height: _____ LHS _____ RHS		
3.	_____ Trailer Mounted or _____ Truck Mounted		
4.	Running Gear and Suspension _____ ADR Steering , Axles & Suspension _____ Single Point		
5.	Drawbar: _____ Scharmuller Ball & Coupler _____ Single Lip _____ Double Lip _____ Hole Size		
6.	¾ California Top _____ (18-24 FT Unit) _____ (26-36 Ft Unit)		
7.	Weighing System: _____ Subframe compatible _____ Indicator (Part # _____) _____ Remote (Part # _____) _____ Weighbars (Part # _____) Qty. _____ Other _____		
8.	Extra Lights		
9.	Non-standard paint color		
10.	Customized set of Decals		
11.	Dual Floor Drive Option		
12.	PTO – Installation Ser.# _____		
13.	_____ Factory Truck Mounting or _____ Dealer Mount Truck Details: Make: _____ Model: _____ Vin# _____		
14.	Special Paint Color		
15.	Custom Made Decals		

Comments:

SB-1867 LAIRD TRUCK MOUNTED SILAGE BOX (SBT)

[DIAGRAM]



UNIT SPECIFICATIONS		
	NUMBER OF AXLES	3
	VOLUME (CU. FT.)	936
A	OVERALL LENGTH	308"
B	CHAMBER LENGTH	216"
C	OVERALL HEIGHT	139"
D	OVERALL WIDTH	115"
E	CHAMBER WIDTH	96"
F	RIGHT WALL HEIGHT	72"
G	LEFT WALL HEIGHT	84"
H	CAB TO TRUNNION	150±3"
I	TRUCK FRAME OVERHANG	66±2"

* ALL HEIGHTS BASED ON 42" TRUCK FRAME.

SB-1867(SBT)

SB-1867 LAIRD TRUCK MOUNTED SILAGE BOX (SBT)

[STANDARD EQUIPMENT]

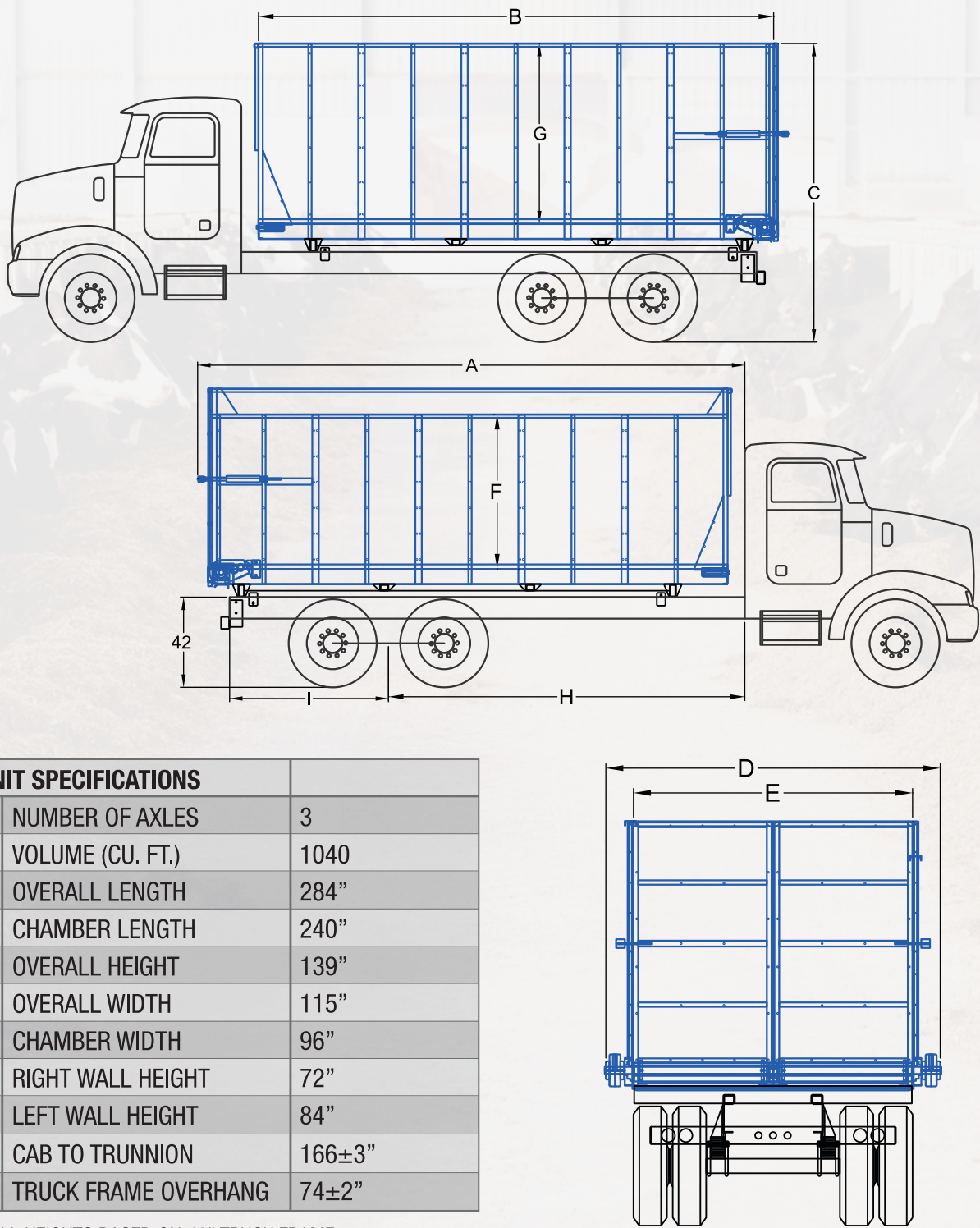
1. 6FT Wall on Passengers Side (1/2" MDO)
2. 7FT Wall on Drivers Side (1/2" MDO)
3. 10ga Steel floor
4. Stainless Steel Runners Under Floor Chain
5. WR-78 "Big Barrel" Floor Chain (Dual Apron)
6. Slats made from Tubing (1X2X120)
7. Single Motor/Planetary Drive (RHS)
8. 7FT High Barn Doors for Unloading
9. Pump, Hydraulic Tank, Oil, Filters, Hoses, Relief Valves
10. Skeletal Structure Painted Blue (MDO is White)
11. Clearance Lights
12. Conspicuous Tape
13. Mudflaps and Hangers
14. Window for Drivers to View into Box
16. Stainless Steel (2mm) on Top of LHS Wall (Blast Area)



SB-1867(SBT)

SB-2067 LAIRD TRUCK MOUNTED SILAGE BOX (SBT)

[DIAGRAM]



UNIT SPECIFICATIONS		
	NUMBER OF AXLES	3
	VOLUME (CU. FT.)	1040
A	OVERALL LENGTH	284"
B	CHAMBER LENGTH	240"
C	OVERALL HEIGHT	139"
D	OVERALL WIDTH	115"
E	CHAMBER WIDTH	96"
F	RIGHT WALL HEIGHT	72"
G	LEFT WALL HEIGHT	84"
H	CAB TO TRUNNION	166±3"
I	TRUCK FRAME OVERHANG	74±2"

* ALL HEIGHTS BASED ON 42" TRUCK FRAME.

SB-2067(SBT)

SB-2067 LAIRD TRUCK MOUNTED SILAGE BOX (SBT)

[STANDARD EQUIPMENT]

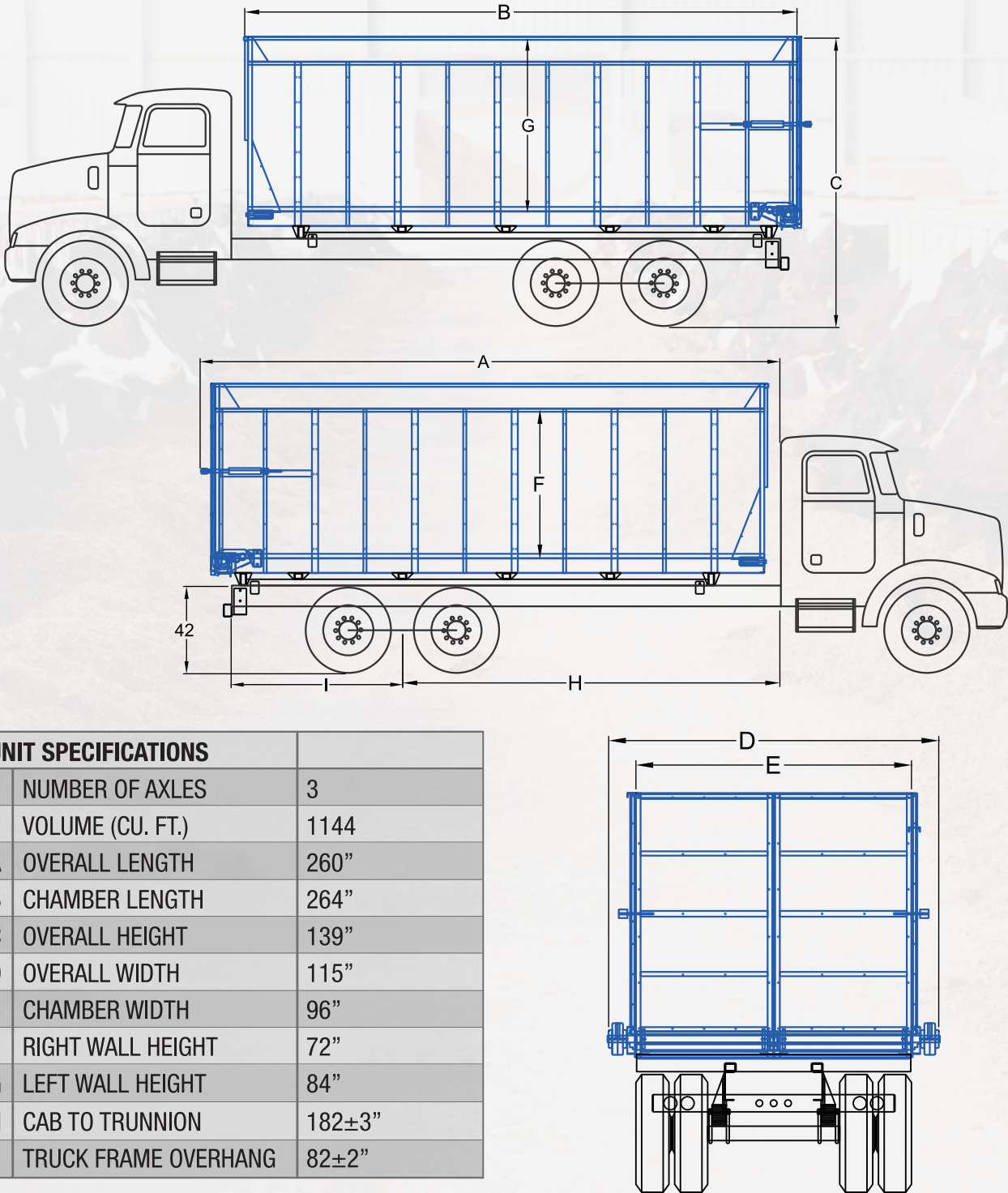
1. 6FT Wall on Passengers Side (1/2" MDO)
2. 7FT Wall on Drivers Side (1/2" MDO)
3. 10ga Steel floor
4. Stainless Steel Runners Under Floor Chain
5. WR-78 "Big Barrel" Floor Chain (Dual Apron)
6. Slats made from Tubing (1X2X120)
7. Single Motor/Planetary Drive (RHS)
8. 7FT High Barn Doors for Unloading
9. Pump, Hydraulic Tank, Oil, Filters, Hoses, Relief Valves
10. Skeletal Structure Painted Blue (MDO is White)
11. Clearance Lights
12. Conspicuous Tape
13. Mudflaps and Hangers
14. Window for Drivers to View into Box
16. Stainless Steel (2mm) on Top of LHS Wall (Blast Area)



SB-2067(SBT)

SB-2267 LAIRD TRUCK MOUNTED SILAGE BOX (SBT)

[DIAGRAM]



UNIT SPECIFICATIONS		
	NUMBER OF AXLES	3
	VOLUME (CU. FT.)	1144
A	OVERALL LENGTH	260"
B	CHAMBER LENGTH	264"
C	OVERALL HEIGHT	139"
D	OVERALL WIDTH	115"
E	CHAMBER WIDTH	96"
F	RIGHT WALL HEIGHT	72"
G	LEFT WALL HEIGHT	84"
H	CAB TO TRUNNION	182±3"
I	TRUCK FRAME OVERHANG	82±2"

* ALL HEIGHTS BASED ON 42" TRUCK FRAME.

SB-2267(SBT)

SB-2267 LAIRD TRUCK MOUNTED SILAGE BOX (SBT)

[STANDARD EQUIPMENT]

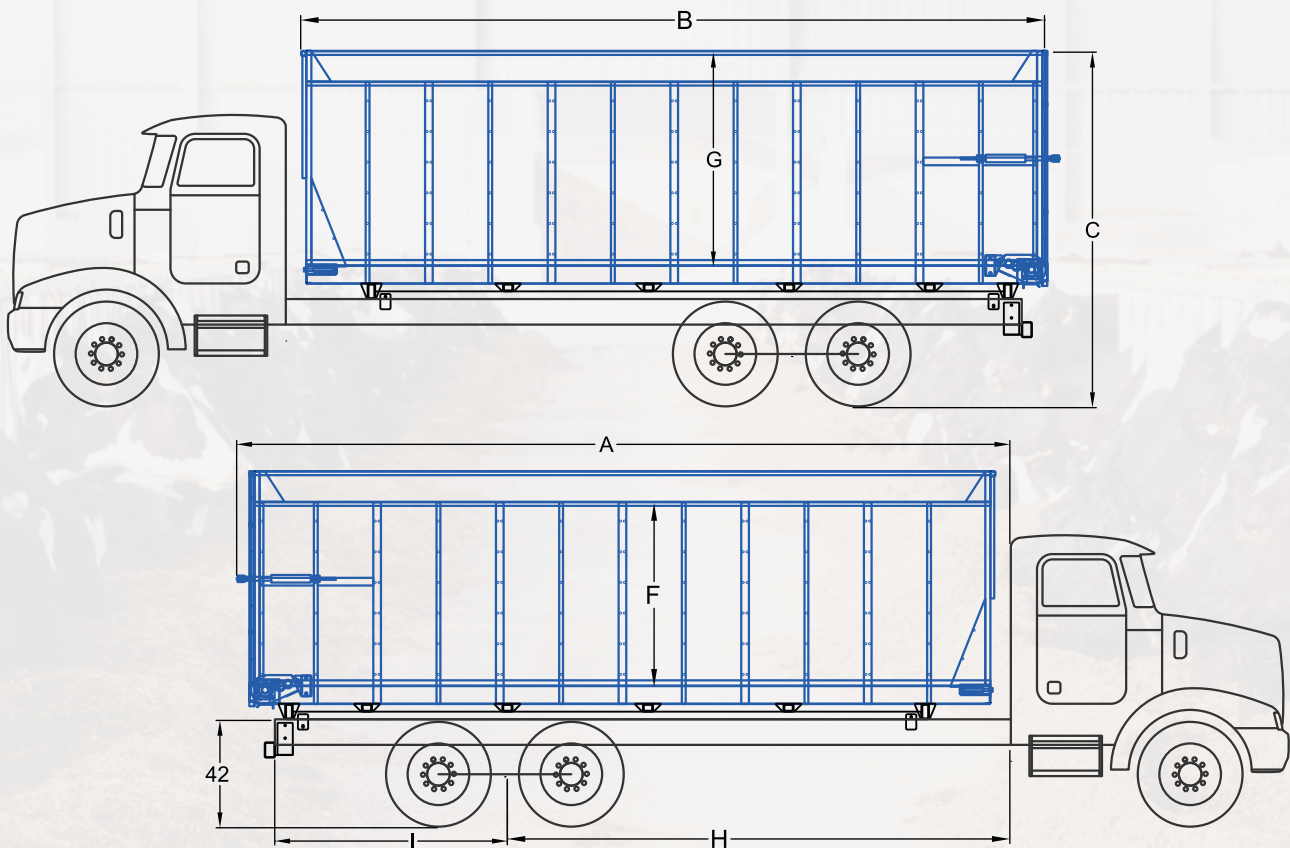
1. 6FT Wall on Passengers Side (1/2" MDO)
2. 7FT Wall on Drivers Side (1/2" MDO)
3. 10ga Steel floor
4. Stainless Steel Runners Under Floor Chain
5. WR-78 "Big Barrel" Floor Chain (Dual Apron)
6. Slats made from Tubing (1X2X120)
7. Single Motor/Planetary Drive (RHS)
8. 7FT High Barn Doors for Unloading
9. Pump, Hydraulic Tank, Oil, Filters, Hoses, Relief Valves
10. Skeletal Structure Painted Blue (MDO is White)
11. Clearance Lights
12. Conspicuous Tape
13. Mudflaps and Hangers
14. Window for Drivers to View into Box
16. Stainless Steel (2mm) on Top of LHS Wall (Blast Area)



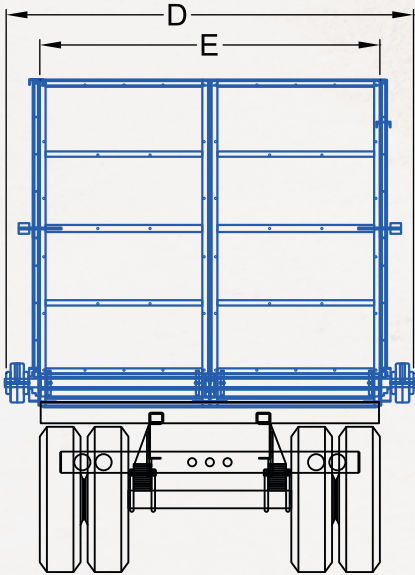
SB-2267(SBT)

SB-2467 LAIRD TRUCK MOUNTED SILAGE BOX (SBT)

[DIAGRAM]



UNIT SPECIFICATIONS		
	NUMBER OF AXLES	3
	VOLUME (CU. FT.)	1248
A	OVERALL LENGTH	236"
B	CHAMBER LENGTH	288"
C	OVERALL HEIGHT	139"
D	OVERALL WIDTH	115"
E	CHAMBER WIDTH	96"
F	RIGHT WALL HEIGHT	72"
G	LEFT WALL HEIGHT	84"
H	CAB TO TRUNNION	198±3"
I	TRUCK FRAME OVERHANG	90±2"



* ALL HEIGHTS BASED ON 42" TRUCK FRAME.

SB-2467(SBT)

SB-2467 LAIRD TRUCK MOUNTED SILAGE BOX (SBT)

[STANDARD EQUIPMENT]

1. 6FT Wall on Passengers Side (1/2" MDO)
2. 7FT Wall on Drivers Side (1/2" MDO)
3. 10ga Steel floor
4. Stainless Steel Runners Under Floor Chain
5. WR-78 "Big Barrel" Floor Chain (Dual Apron)
6. Slats made from Tubing (1X2X120)
7. Single Motor/Planetary Drive (RHS)
8. 7FT High Barn Doors for Unloading
9. Pump, Hydraulic Tank, Oil, Filters, Hoses, Relief Valves
10. Skeletal Structure Painted Blue (MDO is White)
11. Clearance Lights
12. Conspicuous Tape
13. Mudflaps and Hangers
14. Window for Drivers to View into Box
16. Stainless Steel (2mm) on Top of LHS Wall (Blast Area)



SB-2467(SBT)

LAIRD TRUCK MOUNTED SILAGE BOX (SBT)

[OPTIONS]

1. California $\frac{3}{4}$ Roof (Complete with Electric over Hydraulic Controls in Cab)
 - Rear Doors
 - Front Doors (Mechanical)
 - Drivers Side Door: Opening to Vertical Position
 - Passenger Side Door Opening all the Way
2. Mounting and Installation on Truck
3. Dual Drive Option
4. PTO Not Included in the Price
5. PTO Installation
6. Running Gear Option (Single Point: 4 x 385-65/R22.5 Tires)
7. Weighing system compatible sub-frame (4 weighbars)
8. Special Paint Color
9. Custom Made Decals

LAIRD SILAGE BOX SERIES

[SPECIFICATION SHEET]

Customer Name: _____ Company Name: _____

Date: _____ Model: _____

Options		Yes	Price
BASE PRICE			
1.	Overall Length: _____ FT		
2.	Wall Height: _____ LHS _____ RHS		
3.	_____ Trailer Mounted or _____ Truck Mounted		
4.	Running Gear and Suspension _____ ADR Steering , Axles & Suspension _____ Single Point		
5.	Drawbar: _____ Scharmuller Ball & Coupler _____ Single Lip _____ Double Lip _____ Hole Size		
6.	¾ California Top _____ (18-24 FT Unit) _____ (26-36 Ft Unit)		
7.	Weighing System: _____ Subframe compatible _____ Indicator (Part # _____) _____ Remote (Part # _____) _____ Weighbars (Part # _____) Qty. _____ Other _____		
8.	Extra Lights		
9.	Non-standard paint color		
10.	Customized set of Decals		
11.	Dual Floor Drive Option		
12.	PTO – Installation Ser.# _____		
13.	_____ Factory Truck Mounting or _____ Dealer Mount Truck Details: Make: _____ Model: _____ Vin# _____		
14.	Special Paint Color		
15.	Custom Made Decals		

Comments:

Every Laird Product Is *Custom Built* For You.



531 S. Hwy. 59 | Merced, CA 95341
P: (209) 722-4145 | F: (209) 349-8934
sales@lairdmfg.com | www.lairdmfg.com

